

**M E M O**

To: Gary B. O’Connell, Executive Director  
 Board of Directors

From: Lisa L. Breeden, Finance Director *LLB*

Date: May 13, 2010

Re: Consent Agenda – Monthly Financial Reports

cc: James M. Bowling, IV

The financial reports for the month of March are attached for your review and are summarized as follows:

1. Revenue and Expense Summary: Revenues exceeded expenses resulting in a surplus of \$284,621 for the month of April. Year-to-date revenues exceeded expenses resulting in a surplus of \$2,264,193.

	April	% of Budget	Year-to-Date	% of Budget
Revenues & Other Funding	\$2,291,250	7.52%	\$18,836,314	61.81%
Expenses	2,006,629	6.58%	16,572,121	54.38%
Surplus (Deficit)	\$ 284,621		\$ 2,264,193	

2. Repair, Replacement, and Rehabilitation (3R) Fund: The available fund balance less unexpended (over-expended) appropriations and designations is \$ 3,394,794.

	April	Year-to-Date
Capital Project Expenditures	\$ 251,962	\$ 2,171,547
Expenditures for Easements	152,490	220,008
Equipment Replacement Expenditures	0	37,900
Total	\$ 404,452	\$ 2,429,455

3. Balance Sheet: The Authority's assets (\$114,006,452) exceeded its liabilities (\$2,939,721) by \$111,066,731 (total net assets). Deferred (prepaid) water and sewer connection fees totaled \$2,127,595 at month end.
4. Income Statement: Net income for the month is \$730,053.
5. Investment Summary:

Total Invested	Interest Receivable	Weighted Avg. Yield	Weighted Avg. Maturity
\$ 11,835,954	\$ 16,235	1.63%	782 days

6. Monthly Water Consumption Graph: The total water used in April was up approximately 6.8% as compared to the 107,974,041 gallons used in March of 2010. The total water used in April 2010 as compared to April 2009 was up approximately 1.1%. This year's total water use to-date is down 4.3% as compared to this time last year.

(Water Usage in Gallons)	April 2010	Current YTD	April 2009	Last YTD
Water Usage – Domestic	114,240,317	1,198,165,424	113,495,675	1,231,861,152
Water Usage – Irrigation	1,046,500	43,883,200	487,000	65,789,200
Total Water Usage	115,286,817	1,242,048,624	113,982,675	1,297,650,352

7. Water Units by Class/Water Usage by Class: The number of billed water connections by class increased by 49 since the month of March. The average water use for all classes, except commercial (offices and other), decreased from the previous month. The average single-family residential water use is calculated at 3,571 gallons for the month. The average single-family residential water use is approximately 119 gallons per day.
8. Single-Family Residential Water Usage Chart: Single-family residential water usage increased from March to April by 2,525,184 gallons.

9. RWSA:ACSA Flow and Billing Comparisons:

- a. Three graphs are provided which compare the RWSA billed water flows to the ACSA billed water flows in the three area systems: Urban, Crozet, and Scottsville. The resulting difference for the month of April, as a percentage, is 28%, 14%, and 66%, respectively.
- b. Two graphs are provided which compare the RWSA billed wastewater flows to the ACSA customer usage in the combined Urban (including Glenmore) and Crozet area systems and the Scottsville area system. The resulting difference for the month of April, as a percentage, is 43% and 102%, respectively.

10. Board Action: There is no Board action required at this time.

	Fiscal Year 2010						Fiscal Year 2009					
	Budget	Current Month's		Year-to-Date		Projected	Budget	Month of April		Year-to-Date		
		Revenues, Expenses, and % of Budget	Revenues, Expenses, and % of Budget	Revenues, Expenses, and % of Budget	Year-to-Date 83.33% of Budget	Revenues, Expenses, and % of Budget		Revenues, Expenses, and % of Budget				
<b>REVENUES and *OTHER FUNDING</b>												
<i>Water &amp; Sewer Volume and Service Charges</i>												
Urban		\$1,310,871		\$14,081,922				\$1,244,543		\$14,327,411		
Crozet		\$136,480		\$1,373,737				\$132,420		\$1,243,826		
Scottsville		\$14,629		\$195,998				\$19,921		\$213,027		
<b>Total</b>	<b>\$20,353,922</b>	<b>\$1,461,980</b>	<b>7.18%</b>	<b>\$15,651,657</b>	<b>76.90%</b>	<b>\$16,961,602</b>	<b>\$21,061,018</b>	<b>\$1,396,884</b>	<b>6.63%</b>	<b>\$15,784,264</b>	<b>74.95%</b>	
<i>Water Connection Charges</i>												
Urban		\$6,542		\$37,007				\$9,392		\$81,895		
Crozet		\$2,041		\$10,947				\$952		\$9,011		
Scottsville		\$0		\$121				\$589		\$4,122		
<b>Total</b>	<b>\$90,500</b>	<b>\$8,583</b>	<b>9.48%</b>	<b>\$48,075</b>	<b>53.12%</b>	<b>\$75,417</b>	<b>\$89,800</b>	<b>\$10,933</b>	<b>12.17%</b>	<b>\$95,028</b>	<b>105.82%</b>	
<i>Sewer Connection Charges</i>												
Urban		\$0		\$21,475				\$3,690		\$18,070		
Crozet		\$0		\$860				\$0		\$29,050		
Scottsville		\$0		\$0				\$0		\$5,590		
<b>Total</b>	<b>\$35,700</b>	<b>\$0</b>	<b>0.00%</b>	<b>\$22,335</b>	<b>62.56%</b>	<b>\$29,750</b>	<b>\$39,600</b>	<b>\$3,690</b>	<b>9.32%</b>	<b>\$52,710</b>	<b>133.11%</b>	
<i>Customer Contributions</i>												
Water	\$942,311	\$408,405		\$1,230,499			\$1,014,645	\$51,678		\$843,160		
Sewer	\$758,819	\$358,540		\$1,365,160			\$1,208,225	\$61,334		\$922,859		
<b>Total</b>	<b>\$1,701,130</b>	<b>\$766,945</b>	<b>45.08%</b>	<b>\$2,595,659</b>	<b>152.58%</b>	<b>\$1,417,608</b>	<b>\$2,222,870</b>	<b>\$113,012</b>	<b>5.08%</b>	<b>\$1,766,019</b>	<b>79.45%</b>	
<i>Buck Mountain Surcharge</i>	<b>\$72,400</b>	<b>\$7,800</b>	<b>10.77%</b>	<b>\$46,100</b>	<b>63.67%</b>	<b>\$60,333</b>	<b>\$104,600</b>	<b>\$2,900</b>	<b>6.63%</b>	<b>\$46,100</b>	<b>44.07%</b>	
<i>Interest</i>	<b>\$274,000</b>	<b>\$1,835</b>	<b>0.67%</b>	<b>\$92,326</b>	<b>33.70%</b>	<b>\$228,333</b>	<b>\$450,000</b>	<b>\$132,652</b>	<b>29.48%</b>	<b>\$221,062</b>	<b>49.12%</b>	
<i>Miscellaneous</i>	<b>\$456,500</b>	<b>\$44,107</b>	<b>9.66%</b>	<b>\$380,162</b>	<b>83.28%</b>	<b>\$380,417</b>	<b>\$485,150</b>	<b>\$231,138</b>	<b>47.64%</b>	<b>\$593,517</b>	<b>122.34%</b>	
<i>* Projected Debt for Capital Expenses</i>	<b>\$5,000,000</b>	<b>\$0</b>	<b>0.00%</b>	<b>\$0</b>	<b>0.00%</b>	<b>\$4,166,667</b>	<b>\$0</b>	<b>\$0</b>	<b>0.00%</b>	<b>\$0</b>	<b>0.00%</b>	
<i>* Transfer of 3R Reserve Funds</i>	<b>\$2,490,678</b>	<b>\$0</b>	<b>0.00%</b>	<b>\$0</b>	<b>0.00%</b>	<b>\$2,075,565</b>	<b>\$2,469,000</b>	<b>\$0</b>	<b>0.00%</b>	<b>\$0</b>	<b>0.00%</b>	
<b>TOTAL REVENUES and *OTHER FUNDING</b>	<b>\$30,474,830</b>	<b>\$2,291,250</b>	<b>7.52%</b>	<b>\$18,836,314</b>	<b>61.81%</b>	<b>\$25,395,692</b>	<b>\$26,922,038</b>	<b>\$1,891,209</b>	<b>7.02%</b>	<b>\$18,558,700</b>	<b>68.93%</b>	
<b>EXPENSES</b>												
<i>RWSA - Purchase of Water</i>	\$6,462,332	\$512,452	7.93%	\$4,526,455	70.04%	\$5,385,277	\$6,123,902	\$443,357	7.24%	\$4,295,236	70.14%	
<i>RWSA - Sewer Treatment</i>	\$4,939,512	\$649,878	13.16%	\$4,645,776	94.05%	\$4,116,260	\$5,480,564	\$380,541	6.94%	\$3,427,713	62.54%	
<i>Buck Mountain Surcharge Expense</i>	\$72,400	\$0	0.00%	\$32,900	45.44%	\$60,333	\$104,600	\$0	0.00%	\$40,400	38.62%	
<i>Administration</i>	\$1,371,177	\$86,161	6.28%	\$992,444	72.38%	\$1,142,648	\$1,495,233	\$87,492	5.85%	\$1,076,079	71.97%	
<i>Finance</i>	\$1,330,000	\$108,438	8.15%	\$1,001,851	75.33%	\$1,108,333	\$1,260,950	\$91,309	7.24%	\$996,013	78.99%	
<i>Engineering</i>	\$1,275,635	\$98,519	7.72%	\$1,015,303	79.59%	\$1,063,029	\$1,253,423	\$97,709	7.80%	\$969,176	77.32%	
<i>Maintenance</i>	\$2,256,158	\$146,729	6.50%	\$1,604,145	71.10%	\$1,880,131	\$2,271,449	\$118,915	5.24%	\$1,509,231	66.44%	
<i>800 Code Equipment Expenses</i>	\$88,300	\$0	0.00%	\$9,032	10.23%	\$73,583	\$475,100	\$29,739	6.26%	\$257,814	54.27%	
<i>Prior Year Expenses/Reappropriations</i>	(\$20,845)	\$0	0.00%	(\$20,040)	96.14%	(\$17,371)	(\$53,692)	\$0	100%	(\$53,692)	100%	
<i>Operating Reserve</i>	\$0	\$0	0.00%	\$0	0.00%	\$0	\$568,565	\$0	0.00%	\$0	0.00%	
<i>Repair/Replacement Reserves</i>	\$123,574	\$0	0.00%	\$0	0.00%	\$102,978	\$641,585	\$0	0.00%	\$0	0.00%	
<i>Debt Service</i>	\$372,700	\$0	0.00%	\$372,700	100.00%	\$310,583	\$372,700	\$0	0.00%	\$12,591	3.38%	
<i>Projected Debt Service</i>	\$210,637	\$0	0.00%	\$0	0.00%	\$175,531	\$0	\$0	0.00%	\$0	0.00%	
<i>Capital Expenses (Including easements)</i>	\$11,993,250	\$404,452	3.37%	\$2,391,555	19.94%	\$9,994,375	\$6,927,660	\$238,892	3.45%	\$3,977,492	57.41%	
<b>TOTAL EXPENSES</b>	<b>\$30,474,830</b>	<b>\$2,006,629</b>	<b>6.58%</b>	<b>\$16,572,121</b>	<b>54.38%</b>	<b>\$25,395,692</b>	<b>\$26,922,038</b>	<b>\$1,487,954</b>	<b>5.53%</b>	<b>\$16,508,053</b>	<b>61.32%</b>	
<b>Month &amp; YTD Surplus (Deficit)</b>		<u>\$284,621</u>		<u>\$2,264,193</u>				<u>\$403,255</u>		<u>\$2,050,647</u>		

Acct. #	Capital Project Name	Balances at 6/30/09	Current Expenses	Year-to-Date Expenses	Close Outs	Current Balances	*Acquisition and Use of		Budget Appropriation	Unexpended/ (Over-expended) Appropriation
							Easements	Expenses to Date		
302000	Facility Imp.-Maint. Shop/Main Office	\$0	\$0	\$0		\$0		\$0	\$51,400	\$51,400
303000	ACSA Maintenance Yd Imp.	\$33,995	\$0	\$0		\$33,995		\$33,995	\$40,582	\$6,587
304000	ACSA Office Renovations	\$699,495	\$0	\$0		\$699,495		\$699,495	\$737,500	\$38,005
306000	Woodbrook WL Repl Project	\$1,697,011	\$0	\$0		\$1,697,011	\$7,060	\$1,704,071	\$1,679,996	(\$24,075)
307000	Canterbury Hills & Ednam W Pump	\$69,749	\$0	\$0		\$69,749		\$69,749	\$71,000	\$1,251
308000	Scottsville Streetscape Project	\$1,236	\$0	\$0		\$1,236		\$1,236	\$82,000	\$80,764
310000	Ragged Mtn Water Proj Ph 2 & 3	\$263,091	\$0	\$65,782		\$328,873	\$2,800	\$331,673	\$347,081	\$15,408
311000	St.George Ave/Buck Rd W Main Repl.	\$0	\$25,171	\$25,171		\$25,171		\$25,171	\$162,820	\$137,649
312000	Ashcroft Water System Project	\$76,342	\$13,131	\$17,735		\$94,077		\$94,077	\$217,335	\$123,258
314000	West Leigh Dr. Water Line Rep.	\$664,636	\$0	\$4,893		\$669,528	\$2,600	\$672,128	\$790,188	\$118,060
315000	Williston & Emerson Dr. WL Rep	\$83,871	\$0	\$0		\$83,871		\$83,871	\$87,100	\$3,229
316000	Colthurst WL Rep.	\$836,456	\$0	\$0	(\$836,456)	\$0		\$0	\$0	\$0
317000	Owensville Rd Water Main	\$294,690	\$0	\$1,601		\$296,291		\$296,291	\$299,597	\$3,306
318000	Downtown Crozet Streetscape	\$6,342	\$0	\$0		\$6,342		\$6,342	\$60,000	\$53,658
319000	Camelot Pressure Reducing Valve	\$50,998	\$0	\$782		\$51,780		\$51,780	\$45,000	(\$6,780)
320000	Berwick Rd. Water Main Repl.	\$0	\$0	\$23,425		\$23,425		\$23,425	\$24,310	\$885
321000	Canterbury Hills Water Main Repl.	\$0	\$9,126	\$78,196		\$78,196		\$78,196	\$88,335	\$10,139
322000	Camp Holiday Trails Water Main	\$266,416	\$0	\$0	(\$266,416)	\$0		\$0	\$0	\$0
323000	✓ Red Hill Water System	\$671,957	\$0	\$30,332		\$702,289		\$702,289	\$404,441	(\$297,848)
324000	Glenmore Water Tank Study	\$0	\$0	\$22,178		\$22,178		\$22,178	\$82,190	\$60,012
325000	West Leigh Tank Study	\$0	\$0	\$23,998		\$23,998		\$23,998	\$79,390	\$55,392
326000	Hardware St Water Main Ext Project	\$0	\$11,673	\$87,154		\$87,154		\$87,154	\$118,130	\$30,976
327000	Scottsville Ph. 1 W&S Project	\$737,580	\$0	\$1,467		\$739,047	\$1,450	\$740,497	\$772,547	\$32,050
328000	Camp Holiday Trails W Quality Eval. Study	\$0	\$2,926	\$23,483		\$23,483		\$23,483	\$79,490	\$56,007
330000	Buckingham Cl W&S Project	\$0	\$31,325	\$99,091		\$99,091		\$99,091	\$187,010	\$87,919
341000	Georgetown Grn S Rehab	\$123,352	\$0	\$0	(\$123,352)	\$0		\$0	\$0	\$0
342000	Oak Hill Sewer Project	\$96,430	\$7,500	\$13,633		\$110,064		\$110,064	\$110,105	\$41
343000	Camelot WWTP Program	\$4,969	\$0	\$0		\$4,969		\$4,969	\$15,000	\$10,031
344000	Camelot WWTP Upgrade	\$258,413	\$0	\$0		\$258,413		\$258,413	\$423,500	\$165,087
345000	Boar's Head Inn Sewer Repl Proj	\$175,174	\$0	\$159,509		\$334,683		\$334,683	\$334,060	(\$623)
346000	Crozet Sewer Pump Station	\$40,861	\$0	\$0		\$40,861		\$40,861	\$71,477	\$30,617
347000	Old Forge Sewer Pump Station	\$43,353	\$0	\$0		\$43,353		\$43,353	\$78,377	\$35,024
348000	Crozet SSES Project	\$0	\$7,393	\$97,381		\$97,381		\$97,381	\$202,289	\$104,908
350000	Stonehenge Sewer Relining	\$189,756	\$0	\$0	(\$189,756)	\$0		\$0	\$0	\$0
351000	Scottsville Drainage Basin SSES	\$0	\$0	\$0		\$0		\$0	\$124,490	\$124,490
352000	Berkeley Sewer Lining Project	\$233,222	\$0	\$0	(\$233,222)	\$0		\$0	\$0	\$0
353000	Kappa Sigma - WL	\$0	\$0	\$0		\$0		\$0	\$7,624	\$7,624
354000	Kappa Sigma - SL	\$0	\$0	\$0		\$0		\$0	\$8,682	\$8,682
355000	Barterbrook/Scottsville S Relining	\$572,163	\$0	\$0	(\$572,163)	\$0		\$0	\$0	\$0
356000	North Fork Regional Pump Station	\$461,317	\$104,434	\$642,183		\$1,103,500	\$220,008	\$1,323,508	\$1,897,212	\$573,704
357000	Meadowcreek Drainage Basin S Rehab Pr	\$418,002	\$9,517	\$154,441		\$572,444		\$572,444	\$1,895,695	\$1,323,251
358000	Grgtown Grn Pump Stn Generator	\$66,304	\$0	\$0	(\$66,304)	\$0		\$0	\$0	\$0
359000	Northfields Sewer	\$172,623	\$4,378	\$275,917		\$448,541	\$4,885	\$453,426	\$449,163	(\$4,263)
360000	ACSA Construction Crew	\$0	\$0	\$0		\$0		\$0	\$81,335	\$81,335
361000	Scottsville Fire Hydrant Repl.	\$20,588	\$0	\$0	(\$20,588)	\$0		\$0	\$0	\$0
363000	Montvue Water Main Repl	\$0	\$0	\$0		\$0		\$0	\$8,000	\$8,000
364000	Frederick Cl Water Main Repl	\$17,975	\$0	\$14,055		\$32,030		\$32,030	\$26,900	(\$5,130)
365000	King George's Cl Water Main Repl	\$18,160	\$0	(\$63)	(\$18,097)	\$0		\$0	\$0	\$0
366000	East Market St Water Main Repl	\$0	\$0	\$0		\$0		\$0	\$18,400	\$18,400
367000	Univ. Commons Water Main Repl	\$0	\$0	\$0		\$0		\$0	\$13,600	\$13,600
368000	Pen Park Ln Water Main Repl	\$7,774	\$0	\$0	(\$7,774)	\$0		\$0	\$0	\$0
369000	Hollymeade Water Mn. Repl. Ph. 1	\$0	\$15,773	\$26,954		\$26,954		\$26,954	\$359,000	\$332,046
375000	Geographical Info System	\$250,328	\$0	\$16,950		\$267,278		\$267,278	\$369,973	\$102,695
376000	Comprehensive W&S Modeling	\$71,642	\$0	\$0		\$71,642		\$71,642	\$71,800	\$159
377000	SCADA System Study	\$0	\$9,615	\$20,570		\$20,570		\$20,570	\$88,900	\$68,330
393000	<sup>1</sup> Pump Station Fencing Projects	\$2,515	\$0	\$0		\$2,515		\$2,515	\$15,000	\$12,485
394000	<sup>2</sup> Pump Station Paving Projects	\$915	\$0	\$0		\$915		\$915	\$33,400	\$32,485
397000	Oversizing Agreements	\$0	\$0	\$24,720		\$24,720		\$24,720	\$31,825	\$7,105
399000	Miscellaneous Const.	\$0	\$0	\$0		\$0		\$0	\$10,000	\$10,000
		<b>\$9,699,696</b>	<b>\$251,962</b>	<b>\$1,951,539</b>	<b>(\$2,334,127)</b>	<b>\$9,317,108</b>	<b>\$238,803</b>	<b>\$9,555,911</b>	<b>\$13,253,249</b>	<b>\$3,697,338</b>

<sup>3</sup> Equipment Replacement Expenses: \$0 \$37,900

\* Reflects the capitalization of easements as required with the implementation of GASB Statement Number 51, "Accounting and Financial Reporting for Intangible Assets."

✓ Funds received from DEQ (less \$75,000 for the purchase of the well lot): \$741,783

<sup>1</sup> Briarwood & Oak Forest

<sup>2</sup> Northfields, Georgetown Green, Ednam, Crozet, & Redfields

<sup>3</sup> Details - Page 2

**3R Fund Balance** \$7,306,936  
**Less Designation for Equipment Replacement:** (\$434,812)  
**Less Unexpended (Over-expended) Appropriations:** (\$3,697,338)  
**3R Fund Available Balance:** \$3,174,786

**Additional Appropriations Needed for Over-expended Projects:** \$338,719

**Equipment Replacement Expenses  
FY-10**

**Operating Equipment**

Asset No.	Date	Description	Cost
301742	11/5/2009	2009 SECA Trailer Mounted Sewer Rodding Machine	\$ 37,899.57

Total \$ 37,899.57

**Automotive Equipment**

Asset No.	Date	Description	Cost
-----------	------	-------------	------

Total \$ -

**Office Equipment**

Asset No.	Date	Description	Cost
-----------	------	-------------	------

Total \$ -

**Radio Equipment**

Asset No.	Date	Description	Cost
-----------	------	-------------	------

Total \$ -

Grand Total \$ 37,899.57

Albemarle County Service Authority  
Five Column Balance Sheet Showing Year to Date Activity  
April 30, 2010

Date:

	YTD Opening Balance	YTD Debits	YTD Credits	Net Change	YTD Closing Balance
<b>ASSETS</b>					
----- Unrestricted Assets -----					
Cash	2,502,152.28	62,326,200.64	60,141,358.44	2,184,842.20	4,686,994.48
Unrestricted Investments	3,577,318.63	1,639,417.17	775,032.30	864,384.87	4,441,703.50
Interest Purchased Receivable	12,319.89				12,319.89
Accounts Receivable	1,306,915.34	17,471,916.32	17,552,466.74	( 80,550.42)	1,226,364.92
Contracts Receivable Current					
Inventory	254,247.07	293,399.98	230,307.89	63,092.09	317,339.16
PrePaid Expenses	164,625.09	8,022.15	163,754.89	( 155,732.74)	8,892.35
<b>Total Unrestricted Assets</b>	<b>7,817,578.30</b>	<b>81,738,956.26</b>	<b>78,862,920.26</b>	<b>2,876,036.00</b>	<b>10,693,614.30</b>
----- Restricted Assets -----					
Restricted Cash	218,841.61	3,659,572.59	3,651,292.87	8,279.72	227,121.33
Restricted Investments	7,266,309.02	554,562.49	426,621.49	127,941.00	7,394,250.02
Interest Receivable - Restricted	41,244.84				41,244.84
<b>Total Restricted Assets</b>	<b>7,526,395.47</b>	<b>4,214,135.08</b>	<b>4,077,914.36</b>	<b>136,220.72</b>	<b>7,662,616.19</b>
----- Other Assets -----					
Contracts Receivable Less Current	89,084.19		2,459.90	( 2,459.90)	86,624.29
<b>Total Other Assets</b>	<b>89,084.19</b>	<b>0.00</b>	<b>2,459.90</b>	<b>( 2,459.90)</b>	<b>86,624.29</b>
----- Capital Assets -----					
Land, Structures, Equipment, Improvements	110,532,714.51	5,046,792.30	180,765.45	4,866,026.85	115,398,741.36
Accumulated Depreciation	( 27,329,040.98)	344,914.67	2,168,126.38	( 1,823,211.71)	( 29,152,252.69)
Construction In Progress	9,699,695.50	2,633,509.25	3,016,096.38	( 382,587.13)	9,317,108.37
<b>Total Capital Assets</b>	<b>92,903,369.03</b>	<b>8,025,216.22</b>	<b>5,364,988.21</b>	<b>2,660,228.01</b>	<b>95,563,597.04</b>
<b>Total ASSETS</b>	<b>108,336,426.99</b>	<b>93,978,307.56</b>	<b>88,308,282.73</b>	<b>5,670,024.83</b>	<b>114,006,451.82</b>
<b>LIABILITIES</b>					
----- Current Liabilities -----					
Accounts Payable	1,461,502.48	7,477,431.16	6,015,928.68	( 1,461,502.48)	
Retention Payable (CIP)	62,066.72	5,642,048.18	5,593,072.61	( 48,975.57)	13,091.15
Revenue Bonds Payable, Current	357,500.00	357,500.00		( 357,500.00)	
Interest Payable	8,418.67	8,418.67		( 8,418.67)	
Payroll Accruals (Leave, Cafe Plan)	304,677.77	564,367.29	586,541.49	22,174.20	326,851.97
Customer Deposits Payable	108,436.11	23,790.00	23,436.68	( 353.32)	108,082.79
<b>Total Current Liabilities</b>	<b>2,302,601.75</b>	<b>14,073,555.30</b>	<b>12,218,979.46</b>	<b>( 1,854,575.84)</b>	<b>448,025.91</b>

Albemarle County Service Authority  
 Balance Sheet Showing Year to Date Activity  
 April 30, 2010

----- Long Term Liabilities -----

Revenue Bonds Payable, less current	364,100.00				364,100.00
Deferred W & S Connection Fees	468,956.69	1,300,217.55	2,958,855.91	1,658,638.36	2,127,595.05
<b>Total Long Term Liabilities</b>	<b>833,056.69</b>	<b>1,300,217.55</b>	<b>2,958,855.91</b>	<b>1,658,638.36</b>	<b>2,491,695.05</b>
<b>Total LIABILITIES</b>	<b>3,135,658.44</b>	<b>15,373,772.85</b>	<b>15,177,835.37</b>	<b>( 195,937.48)</b>	<b>2,939,720.96</b>

EQUITY

----- Equity -----

Contributions From Developers	39,696,978.98				39,696,978.98
Contributions from Governments	1,095,691.18				1,095,691.18
Contributions from Customers	11,874,679.00				11,874,679.00
<b>Total Equity</b>	<b>52,667,349.16</b>	<b>0.00</b>	<b>0.00</b>	<b>0.00</b>	<b>52,667,349.16</b>

----- Retained Earnings -----

Retained Earnings - Reserved	6,150,535.97				6,150,535.97
Undesignated Retained Earnings	46,382,883.42				46,382,883.42
<b>Total Retained Earnings</b>	<b>52,533,419.39</b>	<b>0.00</b>	<b>0.00</b>	<b>0.00</b>	<b>52,533,419.39</b>

Year-to-date Net Income				5,865,962.31	5,865,962.31
-------------------------	--	--	--	--------------	--------------

<b>Total EQUITY</b>	<b>105,200,768.55</b>	<b>0.00</b>	<b>0.00</b>	<b>5,865,962.31</b>	<b>111,066,730.86</b>
<b>Total Liabilities and Equity</b>	<b>108,336,426.99</b>	<b>15,373,772.85</b>	<b>15,177,835.37</b>	<b>5,670,024.83</b>	<b>114,006,451.82</b>

Albemarle County Service Authority  
 Detail Income Statement for Period and Year-to-Date  
 For April 2010

Date:

	PTD Postings	YTD Postings
SALES		
----- Operating Revenues -----		
Water & Sewer Revenue W/S Rev	1,461,980.43	15,651,657.27
Water & Sewer Connection Fc W/S Cnct	8,583.15	70,409.91
Total Operating Revenues	1,470,563.58	15,722,067.18
Total SALES	1,470,563.58	15,722,067.18
Gross Margin	1,470,563.58	15,722,067.18
EXPENSES		
----- Operating Expenses -----		
Miscellaneous operating expe Cust Int	45.50	1,420.57
Rivanna Operating expenses Expense	1,162,329.29	9,205,130.51
Departmental Operating Expe Admin.	86,160.68	992,444.14
Departmental Operating Expe Finance	108,438.16	1,001,851.27
Departmental Operating Expe Engr.	98,518.72	1,015,303.38
Departmental Operating Expe Maint.	146,728.79	1,604,144.51
Total Operating Expenses	1,602,221.14	13,820,294.38
Total EXPENSES	1,602,221.14	13,820,294.38
Net Income from Operations	( 131,657.56)	1,901,772.80
OTHER INCOME		
----- Non Operating Revenue -----		
Non-Operating Revenue Rent/BMT	10,889.53	79,893.30
Non-Operating Revenue Interest	1,835.25	92,325.87
Non-Operating Revenue Misc Rev	41,017.04	346,369.14
Non-Operating Revenue Cust/Dev	1,005,807.00	5,426,614.95
Total Non Operating Revenue	1,059,548.82	5,945,203.26
----- Non Operating Expenses -----		
Debt Service Expenses/Other Dbt Svc		( 6,781.13)
Debt Service Expenses/Other Misc	( 61.19)	( 100.84)
Unemployment Compensation VEC/Depr		( 46.22)
Depreciation (Non-cash Outla VEC/Depr	( 197,776.83)	( 1,974,085.56)
Total Non Operating Expenses	( 197,838.02)	( 1,981,013.75)
Total OTHER INCOME	861,710.80	3,964,189.51
Net Income after taxes	730,053.24	5,865,962.31



# Investment Summary April 2010

ACCOUNT	CODE	TOTAL INVESTED	INTEREST RECEIVABLE
Water & Sewer Revenue	116-006	\$ 1,425,702.17	\$ 1,079.92
Customer Deposits	120-022	\$ 78,747.53	\$ 14.83
Operating Reserves	116-018	\$ 3,016,101.33	\$ 5,681.94
Unemployment	120-024	\$ 20,419.22	\$ 3.85
3R Reserves	120-030	\$ 7,294,983.27	\$ 9,454.80
<b>TOTALS</b>		<b>\$ 11,835,953.52</b>	<b>\$ 16,235.34</b>

Weighted Average Maturity (Days) 782

Weighted Average Interest (Monthly) 1.63%

**The Authority's investments on April 30, 2010 are listed (by type and amount) as follows:**

**Virginia Dept. of the Treasury:**

Local Government Investment Pool \$7,015,707  
 Open, .226%  
 S&P: AAAM

**Bank of America - Trustee:**

Cash Reserves/Money Market \$352,437  
 Open, .20%  
 Moody's: Prime-1 S&P:A-1+

Federal Farm Credit BKS \$2,462,500  
 Call 5/26/10 @ 100  
 Due 5/26/10, 3.700%  
 Moody's: AAA S&P:AAA

Federal Home Loan BKS \$1,014,060  
 Call 2/17/11 @ 100  
 Due 5/14/15, 4.700%  
 Moody's: AAA S&P:AAA

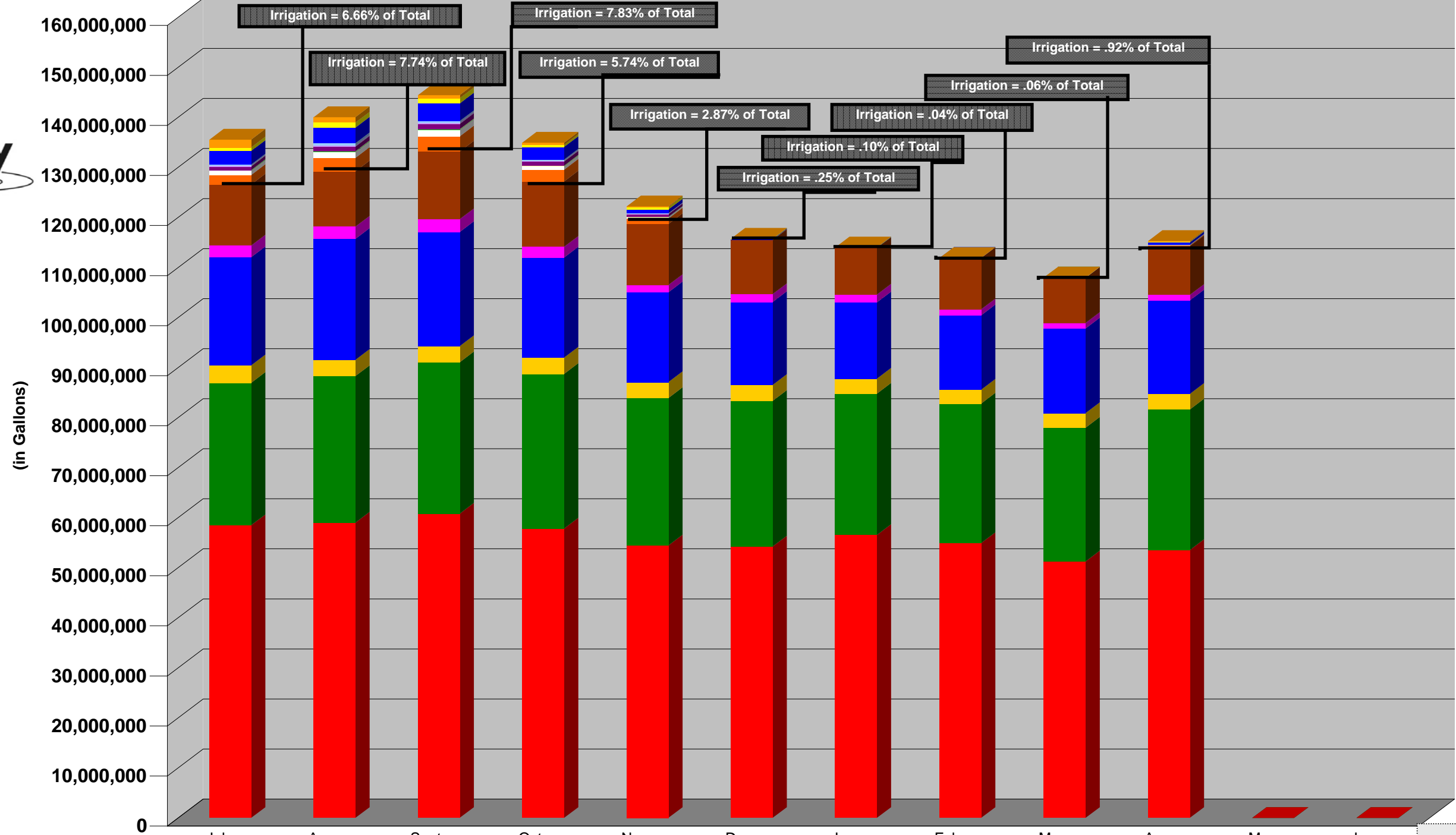
**Bank of America - Trustee (continued):**

Federal Home Loan BKS \$991,250  
 Call 2/17/11 @ 100  
 Due 2/17/16, 3.750%  
 Moody's: AAA S&P:AAA

**Total Investments** **\$11,835,954**

# Monthly Water Consumption

*Fiscal Year 2010*



	July	Aug.	Sept.	Oct.	Nov.	Dec.	Jan.	Feb.	Mar.	Apr.	May	June
Institutional - Irrigation & Auxiliary	1,563,900	1,092,800	619,000	456,700	135,400	16,700	2,400	3,100	4,600	152,300	0	0
Institutional - Irrigation through Exclusion	711,900	1,020,300	1,046,000	394,700	481,100	105,800	20,100	0	12,700	106,200	0	0
Comm. (Other) - Irrigation & Auxiliary	2,711,900	3,095,800	3,518,400	2,514,600	757,900	90,500	19,900	19,400	25,900	512,700	0	0
Comm. (Other) - Irrigation through Exclusion	237,000	462,700	337,700	241,600	60,900	0	6,800	0	0	19,100	0	0
Offices - Irrigation & Auxiliary	145,300	224,600	249,500	164,100	129,200	0	0	0	0	0	0	0
Offices - Irrigation through Exclusion	710,600	914,900	1,050,100	833,200	501,900	2,000	0	0	0	14,600	0	0
MFR - Irrigation & Auxiliary	60,900	82,400	82,300	77,000	40,000	3,500	0	0	0	0	0	0
MFR - Irrigation through Exclusion	86,600	90,600	89,100	68,900	43,000	700	44,500	0	1,200	2,900	0	0
SFR - Irrigation & Auxiliary	852,300	1,159,000	1,251,400	644,000	278,000	18,500	7,400	7,200	0	60,500	0	0
SFR - Irrigation through Exclusion	1,898,000	2,691,100	3,051,800	2,349,700	1,080,900	40,400	10,000	0	12,700	178,200	0	0
Institutional - Domestic Consumption	12,191,600	11,048,200	13,499,400	13,058,700	12,189,100	10,803,200	9,335,500	10,233,700	9,013,800	9,728,000	0	0
Industrial	2,347,300	2,460,200	2,567,100	2,134,000	1,462,600	1,579,500	1,554,200	1,206,200	1,105,000	1,106,400	0	0
Comm. (Other) - Domestic Consumption	21,604,200	24,159,600	22,802,200	19,999,200	17,948,800	16,564,400	15,232,200	14,838,733	16,914,500	18,677,600	0	0
Offices - Domestic Consumption	3,494,900	3,244,600	3,223,600	3,261,100	3,175,100	3,194,500	3,013,700	2,780,600	2,908,300	3,122,600	0	0
MFR - Domestic Consumption	28,447,575	29,284,925	30,237,200	30,898,700	29,455,450	29,092,850	28,222,425	27,875,775	26,733,650	28,064,842	0	0
SFR - Domestic Consumption	58,490,750	59,004,350	60,806,533	57,834,950	54,450,550	54,235,725	56,539,300	54,923,175	51,241,691	53,540,875	0	0

**Types of Irrigation Meters:**

**Irrigation:** Water meter dedicated to the service of an irrigation system only.

**Auxiliary:** Water meter dedicated to the service of an irrigation system when the property's non-irrigation needs are supplied by a primary meter.

**Exclusion:** Grandfathered, pre-auxiliary, customer owned water meter used to exclude sewer charges for water supplied to the irrigation system.

## Albemarle County Service Authority

### Number of Billed Water Connections by Class

	July	August	Sept.	Oct.	Nov.	Dec.	Jan.	Feb.	March	April	May	June
S/F Residential	14,932	14,972	15,056	15,068	15,045	15,055	14,993	15,006	15,029	15,062	0	0
M/F Residential <sup>1</sup>	8,595	8,595	8,601	8,601	8,601	8,601	8,639	8,637	8,659	8,673	0	0
Comm. (Offices)	365	368	368	370	371	371	371	371	373	373	0	0
Comm. (Other)	1,176	1,179	1,175	1,176	1,175	1,174	1,170	1,170	1,165	1,166	0	0
Industrial	21	21	20	20	20	20	20	20	20	20	0	0
Institutional	1,305	1,306	1,306	1,308	1,308	1,307	1,307	1,307	1,307	1,308	0	0
<b>TOTAL</b>	<b>26,394</b>	<b>26,441</b>	<b>26,526</b>	<b>26,543</b>	<b>26,520</b>	<b>26,528</b>	<b>26,500</b>	<b>26,511</b>	<b>26,553</b>	<b>26,602</b>	<b>0</b>	<b>0</b>

### Average Water Usage by Class and by Connection (in gallons)

	July	August	Sept.	Oct.	Nov.	Dec.	Jan.	Feb.	March	April	May	June
S/F Residential	4,061	4,198	4,325	4,037	3,710	3,606	3,772	3,661	3,410	3,571	0	0
M/F Residential <sup>1</sup>	3,327	3,427	3,535	3,609	3,434	3,383	3,272	3,227	3,088	3,236	0	0
Comm. (Offices)	11,899	11,913	12,291	11,509	10,259	8,616	8,123	7,495	7,797	8,411	0	0
Comm. (Other)	20,878	23,510	22,688	19,350	15,972	14,186	13,042	12,699	14,541	16,475	0	0
Industrial	111,776	117,152	128,355	106,700	73,130	78,975	77,710	60,310	55,250	55,320	0	0
Institutional	11,085	10,078	11,611	10,635	9,790	8,359	7,160	7,832	6,910	7,635	0	0

<sup>1</sup> Multi-family residential *units or apartments*, not connections

# Single-Family Residential Water Usage

(Including irrigation through exclusion, irrigation, and auxiliary meters)

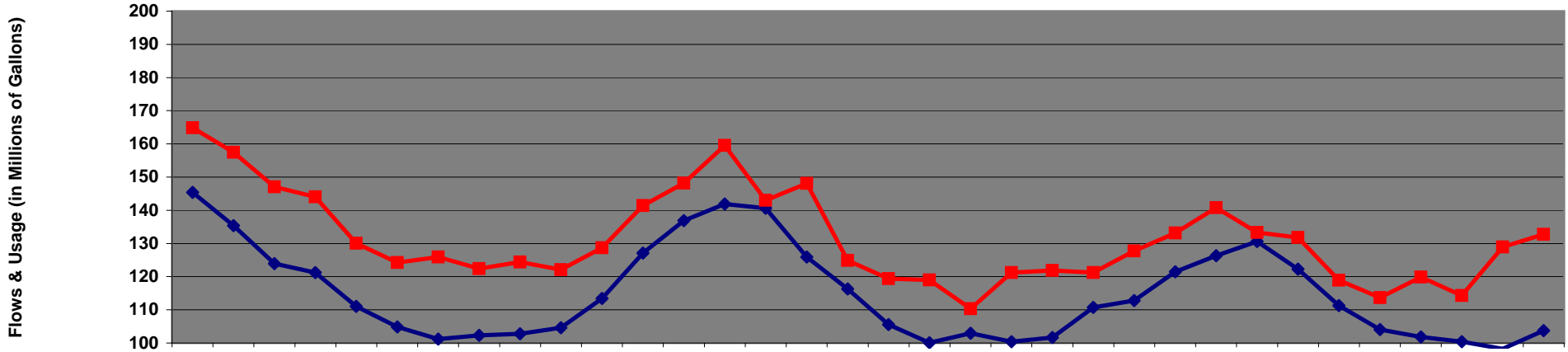
	FY 2007											
	July	August	September	October	November	December	January	February	March	April	May	June
<b>Level 1 (0 - 3,000 gallons)</b>	35,985,300	35,840,896	36,386,500	36,796,325	36,295,075	35,674,500	36,393,000	35,415,200	35,073,642	35,566,550	36,161,625	36,675,075
<b>Level 2 (3,001 - 6,000 gallons)</b>	18,659,025	18,168,077	19,406,075	19,749,900	17,771,100	15,707,500	18,692,700	15,876,225	14,591,600	15,368,300	17,108,900	18,744,225
<b>Level 3 (over 6,000 gallons)</b>	21,596,100	22,038,877	26,231,900	17,903,700	11,243,600	6,396,850	10,076,675	9,684,700	5,265,967	6,943,700	11,486,000	18,371,000
<b>Total</b>	<b>76,240,425</b>	<b>76,047,850</b>	<b>82,024,475</b>	<b>74,449,925</b>	<b>65,309,775</b>	<b>57,778,850</b>	<b>65,162,375</b>	<b>60,976,125</b>	<b>54,931,208</b>	<b>57,878,550</b>	<b>64,756,525</b>	<b>73,790,300</b>

	FY 2008											
	July	August	September	October	November	December	January	February	March	April	May	June
<b>Level 1 (0 - 3,000 gallons)</b>	36,481,908	35,854,450	35,951,975	36,013,425	35,432,400	35,530,200	35,591,525	35,472,925	35,486,050	35,789,300	36,248,800	36,631,700
<b>Level 2 (3,001 - 6,000 gallons)</b>	18,569,800	16,229,250	15,498,600	15,381,400	13,727,400	14,005,600	14,924,600	14,110,700	14,010,100	14,170,200	15,313,800	17,142,600
<b>Level 3 (over 6,000 gallons)</b>	23,488,000	16,675,200	10,203,700	7,609,900	5,678,600	5,153,400	5,473,700	5,323,890	4,491,400	4,927,100	6,973,300	13,057,600
<b>Total</b>	<b>78,539,708</b>	<b>68,758,900</b>	<b>61,654,275</b>	<b>59,004,725</b>	<b>54,838,400</b>	<b>54,689,200</b>	<b>55,989,825</b>	<b>54,907,515</b>	<b>53,987,550</b>	<b>54,886,600</b>	<b>58,535,900</b>	<b>66,831,900</b>

	FY 2009											
	July	August	September	October	November	December	January	February	March	April	May	June
<b>Level 1 (0 - 3,000 gallons)</b>	36,373,950	36,698,300	36,784,800	36,282,308	36,032,084	36,124,875	35,850,025	35,761,317	35,609,025	36,034,200	36,679,538	36,307,750
<b>Level 2 (3,001 - 6,000 gallons)</b>	16,788,267	17,860,800	16,829,900	15,331,000	14,398,467	14,507,400	14,606,700	13,705,700	13,054,200	13,722,900	15,345,683	14,624,867
<b>Level 3 (over 6,000 gallons)</b>	17,181,675	19,495,350	18,209,475	12,054,300	7,667,303	5,128,466	5,420,732	4,712,634	3,830,000	4,084,100	6,022,331	6,660,323
<b>Total</b>	<b>70,343,892</b>	<b>74,054,450</b>	<b>71,824,175</b>	<b>63,667,608</b>	<b>58,097,853</b>	<b>55,760,741</b>	<b>55,877,457</b>	<b>54,179,651</b>	<b>52,493,225</b>	<b>53,841,200</b>	<b>58,047,553</b>	<b>57,592,940</b>

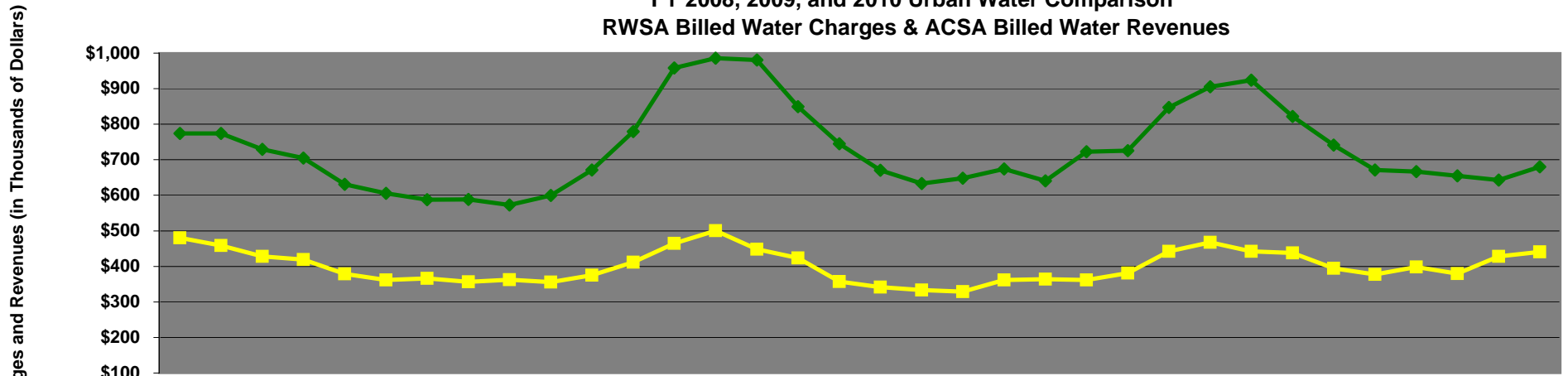
	FY 2010											
	July	August	September	October	November	December	January	February	March	April	May	June
<b>Level 1 (0 - 3,000 gallons)</b>	36,829,050	36,535,650	36,931,200	36,680,100	36,272,350	36,404,975	36,216,950	35,888,250	34,062,033	36,181,900		
<b>Level 2 (3,001 - 6,000 gallons)</b>	15,144,700	15,217,100	15,934,000	15,184,750	13,814,000	13,740,550	14,787,150	14,074,625	11,830,458	13,292,975		
<b>Level 3 (6,001 - 9,000 gallons)</b>	4,549,000	4,691,700	5,075,333	4,300,300	3,253,600	2,883,100	3,494,300	3,137,100	2,657,100	2,750,700		
<b>Level 4 (over 9,000 gallons)</b>	4,718,300	6,410,000	7,169,200	4,663,500	2,469,500	1,266,000	2,058,300	1,830,400	2,704,799	1,554,000		
<b>Total</b>	<b>61,241,050</b>	<b>62,854,450</b>	<b>65,109,733</b>	<b>60,828,650</b>	<b>55,809,450</b>	<b>54,294,625</b>	<b>56,556,700</b>	<b>54,930,375</b>	<b>51,254,391</b>	<b>53,779,575</b>	<b>0</b>	<b>0</b>

### FY 2008, 2009, and 2010 Urban Water Comparison RWSA Flows & ACSA Customer Usage



	Jul-07	Aug-07	Sep-07	Oct-07	Nov-07	Dec-07	Jan-08	Feb-08	Mar-08	Apr-08	May-08	Jun-08	Jul-08	Aug-08	Sep-08	Oct-08	Nov-08	Dec-08	Jan-09	Feb-09	Mar-09	Apr-09	May-09	Jun-09	Jul-09	Aug-09	Sep-09	Oct-09	Nov-09	Dec-09	Jan-10	Feb-10	Mar-10	Apr-10
ACSA Usage	145	135	124	121	111	105	101	102	103	105	113	127	137	142	141	126	116	106	100	103	100	102	111	113	121	126	131	122	111	104	102	100	98	104
RWSA Flows	165	157	147	144	130	124	126	122	124	122	129	141	148	160	143	148	125	119	119	110	121	122	121	128	133	141	133	132	119	114	120	114	129	133
Variance	13%	16%	19%	19%	17%	19%	24%	20%	21%	17%	13%	11%	8%	12%	2%	18%	7%	13%	19%	7%	21%	20%	9%	13%	10%	11%	2%	8%	7%	9%	18%	14%	31%	28%

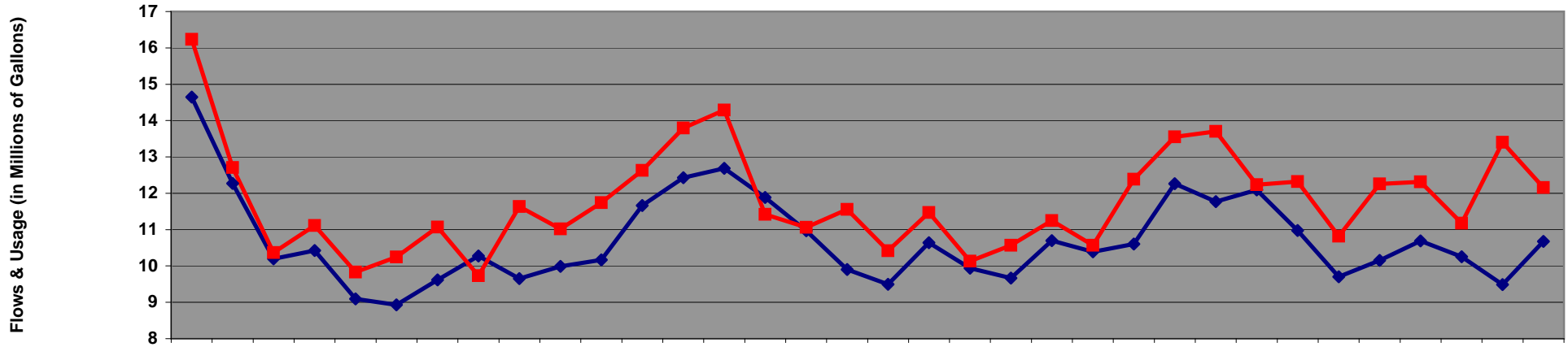
### FY 2008, 2009, and 2010 Urban Water Comparison RWSA Billed Water Charges & ACSA Billed Water Revenues



	Jul-07	Aug-07	Sep-07	Oct-07	Nov-07	Dec-07	Jan-08	Feb-08	Mar-08	Apr-08	May-08	Jun-08	Jul-08	Aug-08	Sep-08	Oct-08	Nov-08	Dec-08	Jan-09	Feb-09	Mar-09	Apr-09	May-09	Jun-09	Jul-09	Aug-09	Sep-09	Oct-09	Nov-09	Dec-09	Jan-10	Feb-10	Mar-10	Apr-10
ACSA Revenue	\$774	\$774	\$729	\$704	\$631	\$605	\$588	\$588	\$573	\$600	\$671	\$779	\$958	\$986	\$981	\$849	\$745	\$670	\$633	\$648	\$674	\$641	\$722	\$725	\$847	\$905	\$924	\$821	\$741	\$671	\$667	\$655	\$643	\$680
RWSA Charges	\$480	\$459	\$428	\$419	\$379	\$362	\$367	\$356	\$362	\$356	\$375	\$412	\$465	\$500	\$448	\$424	\$358	\$342	\$333	\$329	\$362	\$364	\$362	\$381	\$442	\$467	\$442	\$438	\$395	\$377	\$398	\$379	\$428	\$441
Difference	\$294	\$316	\$301	\$285	\$252	\$244	\$221	\$232	\$210	\$244	\$297	\$367	\$493	\$485	\$532	\$425	\$387	\$329	\$300	\$319	\$312	\$277	\$361	\$344	\$405	\$438	\$482	\$384	\$347	\$294	\$269	\$275	\$215	\$239
Fiscal YTD Difference	\$0.29	\$0.61	\$0.91	\$1.20	\$1.45	\$1.69	\$1.91	\$2.14	\$2.36	\$2.60	\$2.90	\$3.26	\$0.49	\$0.98	\$1.51	\$1.94	\$2.32	\$2.65	\$2.95	\$3.27	\$3.58	\$3.86	\$4.22	\$4.57	\$0.41	\$0.84	\$1.33	\$1.71	\$2.06	\$2.35	\$2.62	\$2.89	\$3.11	\$3.35

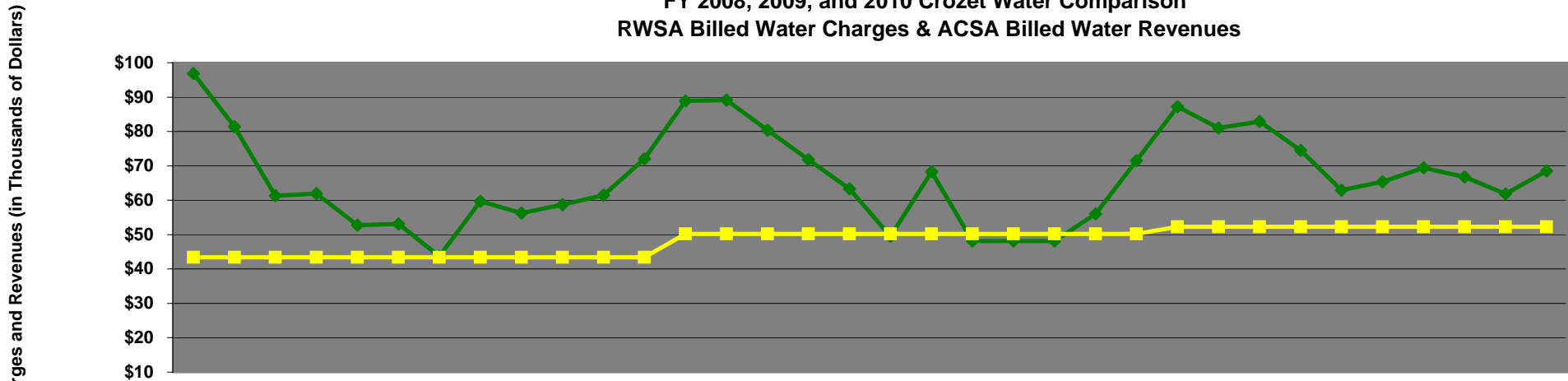
Note: Fiscal YTD Difference (ONLY) in Millions of Dollars

### FY 2008, 2009, and 2010 Crozet Water Comparison RWSA Flows & ACSA Customer Usage



	Jul-07	Aug-07	Sep-07	Oct-07	Nov-07	Dec-07	Jan-08	Feb-08	Mar-08	Apr-08	May-08	Jun-08	Jul-08	Aug-08	Sep-08	Oct-08	Nov-08	Dec-08	Jan-09	Feb-09	Mar-09	Apr-09	May-09	Jun-09	Jul-09	Aug-09	Sep-09	Oct-09	Nov-09	Dec-09	Jan-10	Feb-10	Mar-10	Apr-10
ACSA Usage	15	12	10	10	9	9	10	10	10	10	10	12	12	13	12	11	10	9	11	10	10	11	10	11	12	12	12	11	10	10	11	10	9	11
RWSA Flows	16	13	10	11	10	10	11	10	12	11	12	13	14	14	11	11	12	10	11	10	11	11	11	12	14	14	12	12	11	12	12	11	13	12
Variance	11%	4%	2%	7%	8%	15%	15%	-5%	20%	10%	15%	8%	11%	13%	-4%	1%	17%	10%	8%	2%	9%	5%	2%	17%	10%	16%	1%	12%	11%	21%	15%	9%	41%	14%

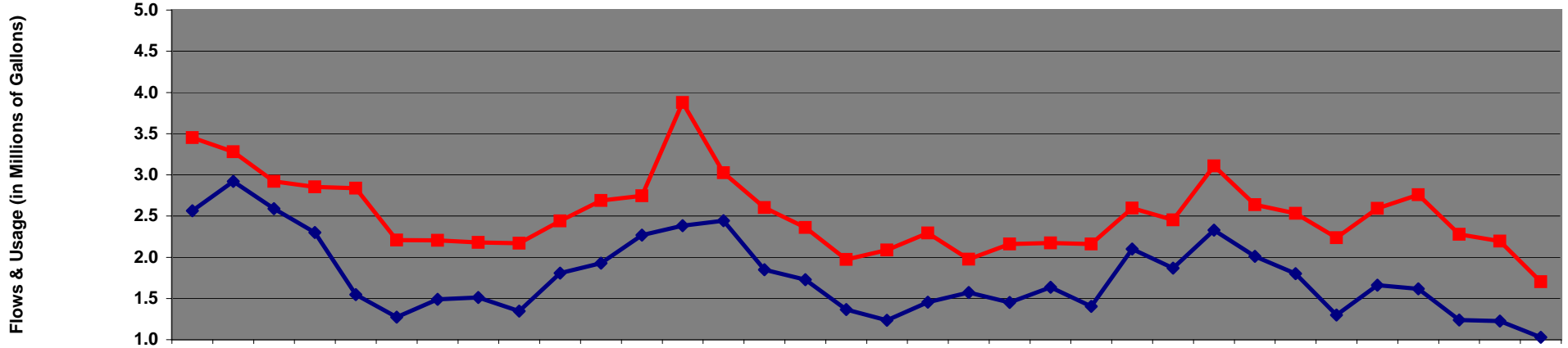
### FY 2008, 2009, and 2010 Crozet Water Comparison RWSA Billed Water Charges & ACSA Billed Water Revenues



	Jul-07	Aug-07	Sep-07	Oct-07	Nov-07	Dec-07	Jan-08	Feb-08	Mar-08	Apr-08	May-08	Jun-08	Jul-08	Aug-08	Sep-08	Oct-08	Nov-08	Dec-08	Jan-09	Feb-09	Mar-09	Apr-09	May-09	Jun-09	Jul-09	Aug-09	Sep-09	Oct-09	Nov-09	Dec-09	Jan-10	Feb-10	Mar-10	Apr-10
ACSA Revenue	\$97	\$81	\$61	\$62	\$53	\$53	\$44	\$60	\$56	\$59	\$61	\$72	\$89	\$89	\$80	\$72	\$63	\$50	\$68	\$48	\$48	\$48	\$56	\$72	\$87	\$81	\$83	\$74	\$63	\$65	\$69	\$67	\$62	\$69
RWSA Charges	\$43	\$43	\$43	\$43	\$43	\$43	\$43	\$43	\$43	\$43	\$43	\$43	\$50	\$50	\$50	\$50	\$50	\$50	\$50	\$50	\$50	\$50	\$50	\$50	\$52	\$52	\$52	\$52	\$52	\$52	\$52	\$52	\$52	\$52
Difference	\$54	\$38	\$18	\$19	\$9	\$10	\$0	\$16	\$13	\$15	\$18	\$29	\$39	\$39	\$30	\$22	\$13	(\$1)	\$18	(\$2)	(\$2)	(\$2)	\$6	\$21	\$35	\$29	\$31	\$22	\$11	\$13	\$17	\$14	\$10	\$16
Fiscal YTD Difference	\$0.05	\$0.09	\$0.11	\$0.13	\$0.14	\$0.15	\$0.15	\$0.16	\$0.18	\$0.19	\$0.21	\$0.24	\$0.04	\$0.08	\$0.11	\$0.13	\$0.14	\$0.14	\$0.16	\$0.16	\$0.16	\$0.15	\$0.16	\$0.18	\$0.03	\$0.06	\$0.09	\$0.12	\$0.13	\$0.14	\$0.16	\$0.17	\$0.18	\$0.20

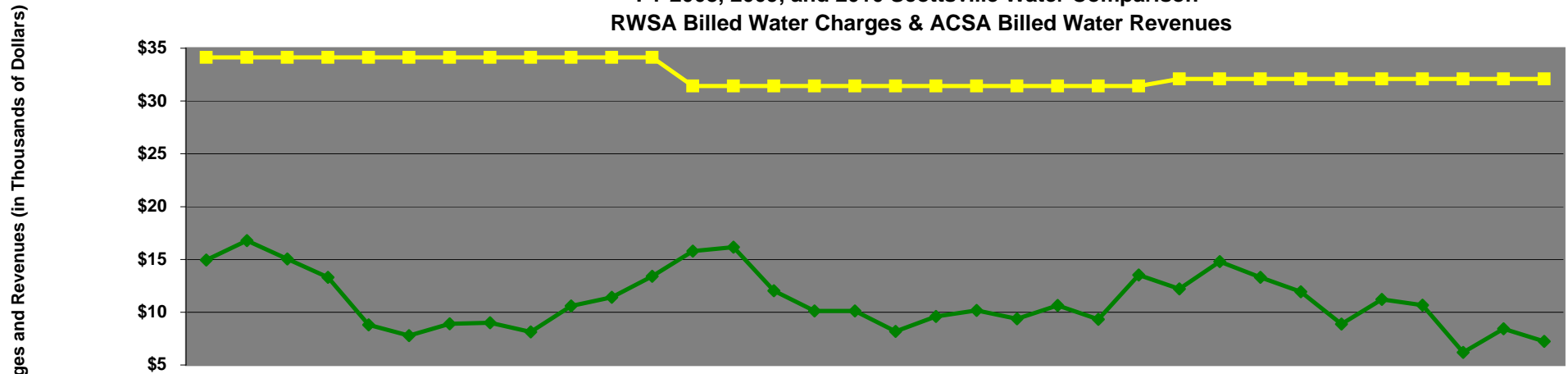
Note: Fiscal YTD Difference (ONLY) in Millions of Dollars

### FY 2008, 2009, and 2010 Scottsville Water Comparison RWSA Flows & ACSA Customer Usage



	Jul-07	Aug-07	Sep-07	Oct-07	Nov-07	Dec-07	Jan-08	Feb-08	Mar-08	Apr-08	May-08	Jun-08	Jul-08	Aug-08	Sep-08	Oct-08	Nov-08	Dec-08	Jan-09	Feb-09	Mar-09	Apr-09	May-09	Jun-09	Jul-09	Aug-09	Sep-09	Oct-09	Nov-09	Dec-09	Jan-10	Feb-10	Mar-10	Apr-10
ACSA Usage	2.6	2.9	2.6	2.3	1.5	1.3	1.5	1.5	1	2	2	2	2.4	2.4	1.9	1.7	1.4	1.2	1.5	1.6	1.5	1.6	1.4	2.1	1.9	2.3	2.0	1.8	1.3	1.7	1.6	1.2	1.2	1.0
RWSA Flows	3.5	3.3	2.9	2.9	2.8	2.2	2.2	2.2	2	2	3	3	3.9	3.0	2.6	2.4	2.0	2.1	2.3	2.0	2.2	2.2	2.2	2.6	2.5	3.1	2.6	2.5	2.2	2.6	2.8	2.3	2.2	1.7
Variance	35%	12%	13%	24%	83%	73%	48%	44%	61%	35%	39%	21%	63%	24%	41%	37%	45%	69%	58%	26%	49%	33%	54%	24%	31%	33%	31%	41%	72%	56%	71%	84%	79%	66%

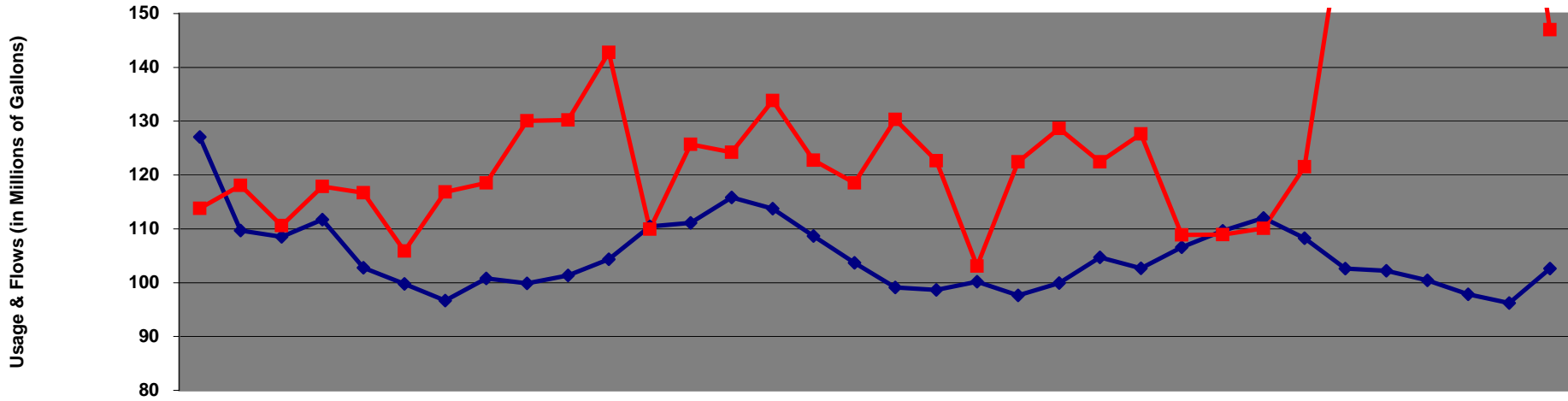
### FY 2008, 2009, and 2010 Scottsville Water Comparison RWSA Billed Water Charges & ACSA Billed Water Revenues



	Jul-07	Aug-07	Sep-07	Oct-07	Nov-07	Dec-07	Jan-08	Feb-08	Mar-08	Apr-08	May-08	Jun-08	Jul-08	Aug-08	Sep-08	Oct-08	Nov-08	Dec-08	Jan-09	Feb-09	Mar-09	Apr-09	May-09	Jun-09	Jul-09	Aug-09	Sep-09	Oct-09	Nov-09	Dec-09	Jan-10	Feb-10	Mar-10	Apr-10	
ACSA Revenue	\$15	\$17	\$15	\$13	\$9	\$8	\$9	\$9	\$8	\$11	\$11	\$13	\$16	\$16	\$12	\$10	\$10	\$8	\$10	\$10	\$9	\$11	\$9	\$14	\$12	\$15	\$13	\$12	\$9	\$11	\$11	\$6	\$8	\$7	
RWSA Charges	\$34	\$34	\$34	\$34	\$34	\$34	\$34	\$34	\$34	\$34	\$34	\$34	\$31	\$31	\$31	\$31	\$31	\$31	\$31	\$31	\$31	\$31	\$31	\$31	\$31	\$32	\$32	\$32	\$32	\$32	\$32	\$32	\$32	\$32	\$32
Difference	(\$19)	(\$17)	(\$19)	(\$21)	(\$25)	(\$26)	(\$25)	(\$25)	(\$26)	(\$24)	(\$23)	(\$21)	(\$16)	(\$15)	(\$19)	(\$21)	(\$21)	(\$23)	(\$22)	(\$21)	(\$22)	(\$21)	(\$22)	(\$22)	(\$18)	(\$20)	(\$17)	(\$19)	(\$20)	(\$23)	(\$21)	(\$21)	(\$26)	(\$24)	(\$25)
Fiscal YTD Difference	(\$0)	(\$0.04)	(\$0.06)	(\$0.08)	(\$0.10)	(\$0.13)	(\$0.15)	(\$0.18)	(\$0.20)	(\$0.23)	(\$0.25)	(\$0.27)	(\$0.02)	(\$0.03)	(\$0.05)	(\$0.07)	(\$0.09)	(\$0.12)	(\$0.14)	(\$0.16)	(\$0.18)	(\$0.20)	(\$0.22)	(\$0.24)	(\$0.02)	(\$0.04)	(\$0.06)	(\$0.08)	(\$0.10)	(\$0.12)	(\$0.14)	(\$0.17)	(\$0.19)	(\$0.22)	

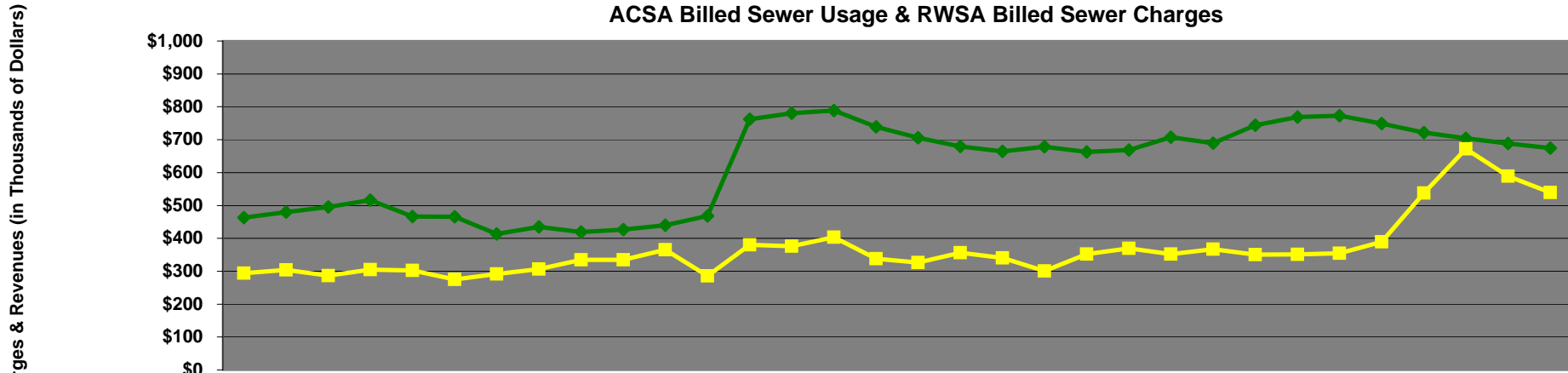
Note: Fiscal YTD Difference (ONLY) in Millions of Dollars

### FY 2008, 2009, and 2010 Urban (including Glenmore) & Crozet Sewer Comparison ACSA Customer Usage & RWSA Flows



	Jul-07	Aug-07	Sep-07	Oct-07	Nov-07	Dec-07	Jan-08	Feb-08	Mar-08	Apr-08	May-08	Jun-08	Jul-08	Aug-08	Sep-08	Oct-08	Nov-08	Dec-08	Jan-09	Feb-09	Mar-09	Apr-09	May-09	Jun-09	Jul-09	Aug-09	Sep-09	Oct-09	Nov-09	Dec-09	Jan-10	Feb-10	Mar-10	Apr-10
ACSA Usage	127	110	109	112	103	100	97	101	100	101	104	110	111	116	114	109	104	99	99	100	98	100	105	103	107	110	112	108	103	102	100	98	96	103
RWSA Flows	114	118	111	118	117	106	117	119	130	130	143	110	126	124	134	123	119	130	123	103	122	129	122	128	109	109	110	122	170	215	188	171	199	147
Variance	-10%	8%	2%	6%	14%	6%	21%	18%	30%	28%	37%	0%	13%	7%	18%	13%	14%	31%	24%	3%	25%	29%	17%	24%	2%	-1%	-2%	12%	66%	110%	87%	75%	106%	43%

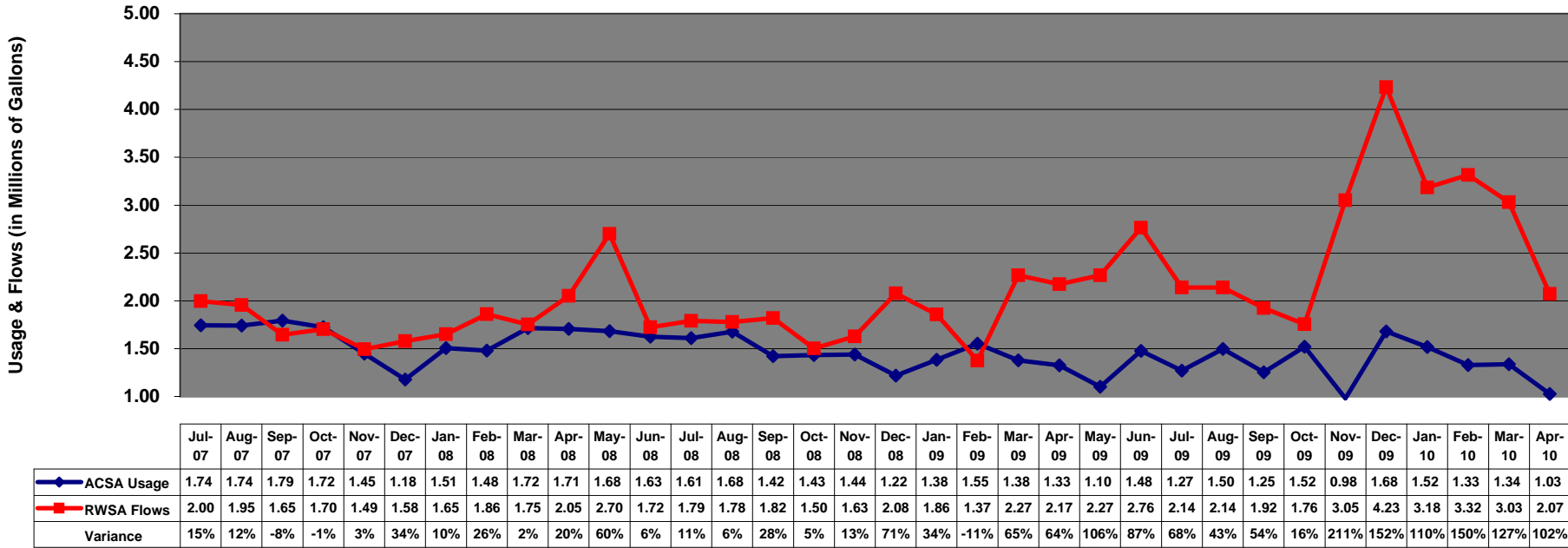
### FY 2008, 2009, and 2010 Urban (including Glenmore) & Crozet Sewer Comparison ACSA Billed Sewer Usage & RWSA Billed Sewer Charges



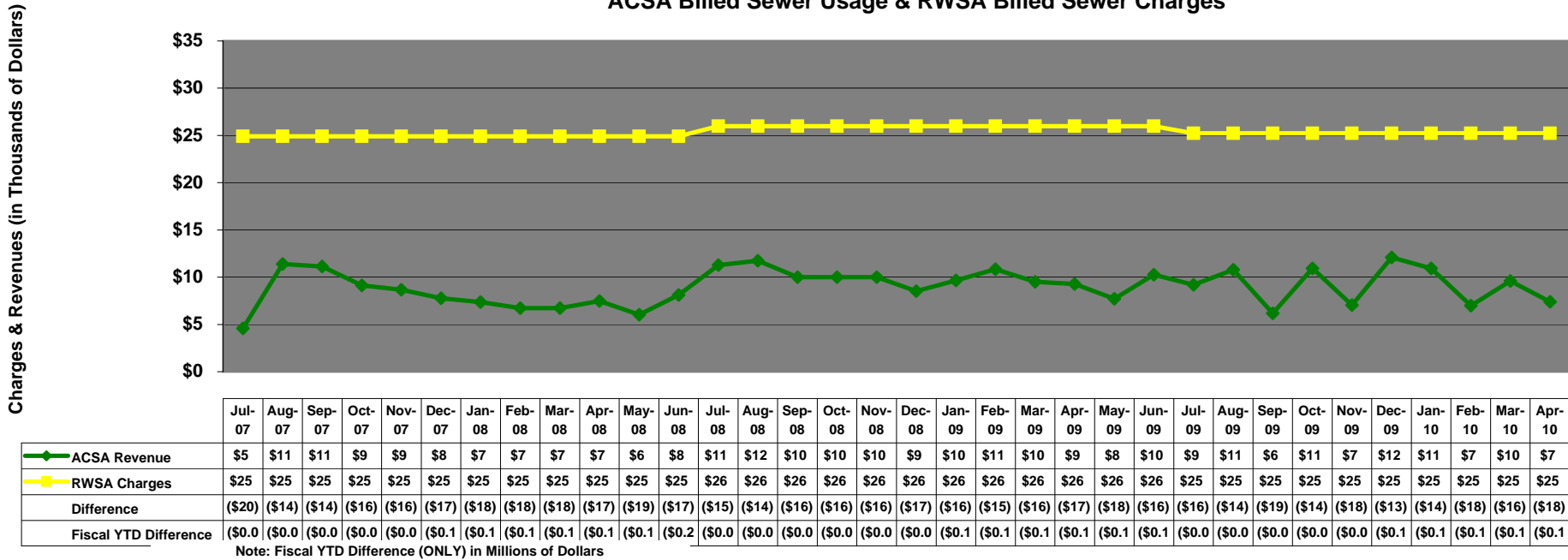
	Jul-07	Aug-07	Sep-07	Oct-07	Nov-07	Dec-07	Jan-08	Feb-08	Mar-08	Apr-08	May-08	Jun-08	Jul-08	Aug-08	Sep-08	Oct-08	Nov-08	Dec-08	Jan-09	Feb-09	Mar-09	Apr-09	May-09	Jun-09	Jul-09	Aug-09	Sep-09	Oct-09	Nov-09	Dec-09	Jan-10	Feb-10
ACSA Revenue	\$463	\$480	\$495	\$516	\$466	\$466	\$413	\$435	\$420	\$427	\$440	\$468	\$762	\$781	\$789	\$739	\$706	\$679	\$665	\$678	\$662	\$668	\$708	\$689	\$744	\$768	\$773	\$749	\$722	\$704	\$688	\$675
RWSA Charges	\$294	\$304	\$287	\$305	\$302	\$275	\$292	\$307	\$335	\$335	\$365	\$286	\$380	\$376	\$404	\$338	\$327	\$356	\$341	\$301	\$353	\$370	\$353	\$367	\$351	\$351	\$355	\$389	\$537	\$672	\$589	\$539
Difference	\$169	\$175	\$208	\$211	\$164	\$190	\$121	\$128	\$85	\$92	\$75	\$182	\$382	\$404	\$385	\$401	\$379	\$323	\$324	\$378	\$310	\$299	\$355	\$322	\$393	\$417	\$418	\$360	\$184	\$32	\$99	\$136
Fiscal YTD Difference	\$0.17	\$0.34	\$0.55	\$0.76	\$0.93	\$1.12	\$1.24	\$1.37	\$1.45	\$1.54	\$1.62	\$1.80	\$0.38	\$0.79	\$1.17	\$1.57	\$1.95	\$2.28	\$2.60	\$2.98	\$3.29	\$3.59	\$3.94	\$4.26	\$0.39	\$0.81	\$1.23	\$1.59	\$1.77	\$1.80	\$1.90	\$2.04

Note: Fiscal YTD Difference (ONLY) in Millions of Dollars

### FY 2008, 2009, and 2010 Scottsville Sewer Comparison ACSA Customer Usage & RWSA Flows



### FY 2008, 2009, and 2010 Scottsville Sewer Comparison ACSA Billed Sewer Usage & RWSA Billed Sewer Charges



Albemarle County Service Authority  
 Complete Check Register  
 Current File, 04/01/10 to 04/15/10  
 All Accounts, Sessions 000000 to 003182

Date:

Payment / Vendor

Information	Check	Ck Date	Prity	Invoice	Session	Reference	Amount
<b>Checking Account:</b>	100-100-020						
TAXING / Taxing Authority Consulting	28250	4/15/2010	1	PAYT041310	003175	A-25266	136.02
	<b>TAXING Subtotal :</b>						136.02
TREAS4 / Treasurer of Virginia	28251	4/15/2010	1	PAYT041310	003175		402.32
	<b>TREAS4 Subtotal :</b>						402.32
	<b>Total For Check Account:</b>			100-100-020			538.34
<b>Checking Account:</b>	140-104-030						
VATRAN / Virginia Department of	37659	4/8/2010	M	REQ8044	003182	PO#8044	1390.00
	<b>VATRAN Subtotal :</b>						1390.00
	<b>Total For Check Account:</b>			140-104-030			1390.00
<b>Checking Account:</b>	201-200-084						
/ ** ALIGNMENT **	37757	4/15/2010	S	ALIGNMENT		ALIGNMENT	0.00
	<b>Subtotal :</b>						0.00
ACSA / Albemarle County Service Authorit	37758	4/15/2010	1	PAYT041310	003176	PETTY CASH	150.25
	<b>ACSA Subtotal :</b>						150.25
ADVAN4 / Advance Safety Equipment Co.	37759	4/15/2010	1	19616	003176		678.71
	<b>ADVAN4 Subtotal :</b>						678.71
ADVANO / Advantage Office Systems	37760	4/15/2010	1	27331	003176		374.28
ADVANO / Advantage Office Systems	37760	4/15/2010	1	27366	003176		180.00
ADVANO / Advantage Office Systems	37760	4/15/2010	1	27391	003176		162.99
	<b>ADVANO Subtotal :</b>						717.27
AED / AED Professionals	37761	4/15/2010	1	4116	003176		260.00
	<b>AED Subtotal :</b>						260.00

Albemarle County Service Authority  
 Complete Check Register  
 Current File, 04/01/10 to 04/15/10  
 All Accounts, Sessions 000000 to 003182

Date:

Payment / Vendor

Information	Check	Ck Date	Prity	Invoice	Session	Reference	Amount
ANDER4 / J. Scott Anderson	37762	4/15/2010	1	PAYT032510	003176	TOILET REB	100.00
<b>ANDER4 Subtotal :</b>							100.00
APPALA / Appalachian Power	37763	4/15/2010	1	MONAC0310	003176	0226837950	49.65
<b>APPALA Subtotal :</b>							49.65
BAILEY / Bailey Printing, Inc.	37764	4/15/2010	1	73778	003176		180.00
<b>BAILEY Subtotal :</b>							180.00
BANK / Bank of America	37765	4/15/2010	1	MAR10	003176	CORP. ACCT	6667.06
<b>BANK Subtotal :</b>							6667.06
BATTER / Batteries Plus #196	37766	4/15/2010	1	201349	003176		13.50
<b>BATTER Subtotal :</b>							13.50
BATTLE / Battlefield Ford Jeep	37767	4/15/2010	1	101361	003176		75.29
<b>BATTLE Subtotal :</b>							75.29
Employee	37768	4/15/2010	1	CAFE031210	003176	CHILD CARE	700.00
<b>Subtotal :</b>							700.00
BENNET / James Bennett	37769	4/15/2010	1	PAYT040210	003176	TOILET REB	196.00
<b>BENNET Subtotal :</b>							196.00
BFI / Allied Waste Services	37770	4/15/2010	1	000410990	003176	A-2010536	129.85
<b>BFI Subtotal :</b>							129.85
BLUE / Blue Ridge Builders Supply	37771	4/15/2010	1	MAR10	003176	A-1009-CON	204.78
<b>BLUE Subtotal :</b>							204.78
BOBS / Bob's Wheel Alignment, Inc.	37772	4/15/2010	1	31689	003176		157.64
<b>BOBS Subtotal :</b>							157.64
Employee	37773	4/15/2010	1	CAFE041210	003176	MED. REIMB	60.99
<b>Subtotal :</b>							60.99

Albemarle County Service Authority  
 Complete Check Register  
 Current File, 04/01/10 to 04/15/10  
 All Accounts, Sessions 000000 to 003182

Date:

Payment / Vendor

Information	Check	Ck Date	Prity	Invoice	Session	Reference	Amount
BREWCO / Brewco Pipe & Supply, Inc.	37774	4/15/2010	1	8411	003176	PO#8784	2022.70
BREWCO / Brewco Pipe & Supply, Inc.	37774	4/15/2010	1	8501	003176	PO#8035	1447.95
<b>BREWCO Subtotal :</b>							3470.65
BUCK / Marjorie Buck	37775	4/15/2010	1	PAYT040210	003176	TOILET REB	100.00
<b>BUCK Subtotal :</b>							100.00
CHARL4 / Charlottesville Truck Repair, Inc	37776	4/15/2010	1	061893	003176		16.00
CHARL4 / Charlottesville Truck Repair, Inc	37776	4/15/2010	1	061897	003176		1.00
CHARL4 / Charlottesville Truck Repair, Inc	37776	4/15/2010	1	61824	003176		16.00
<b>CHARL4 Subtotal :</b>							33.00
CHARL5 / Charlottesville Sanitary	37777	4/15/2010	1	414828	003176		88.00
<b>CHARL5 Subtotal :</b>							88.00
CITY1 / City of Charlottesville	37778	4/15/2010	1	AMBROS0410	003176	A-1045904	12.79
CITY1 / City of Charlottesville	37778	4/15/2010	1	AVON0410	003176	A-1048121	18.38
<b>CITY1 Subtotal :</b>							31.17
COUNT2 / County of Albemarle	37779	4/15/2010	1	2101006	003176		248.45
COUNT2 / County of Albemarle	37779	4/15/2010	1	2101007	003176		1.45
<b>COUNT2 Subtotal :</b>							249.90
COUNT2 / County of Albemarle	37780	4/15/2010	1	PAYT041210	003176	APP. FEE	95.00
<b>COUNT2 Subtotal :</b>							95.00
DAILY / Charlottesville Daily Progress	37781	4/15/2010	1	RENEW10-11	003176	304942533	112.84
<b>DAILY Subtotal :</b>							112.84
DAILY / The Daily Progress	37782	4/15/2010	1	MAR10	003176	A-3309559	97.76
<b>DAILY Subtotal :</b>							97.76
DATAPR / DataPrint, LLC	37783	4/15/2010	1	30876	003176		593.78

Albemarle County Service Authority  
 Complete Check Register  
 Current File, 04/01/10 to 04/15/10  
 All Accounts, Sessions 000000 to 003182

Date:

Payment / Vendor

Information	Check	Ck Date	Prity	Invoice	Session	Reference	Amount
<b>DATAPR Subtotal :</b>							593.78
DLT / DLT Solutions, Inc.	37784	4/15/2010	1	SI114131	003176	PO#8028	1843.07
<b>DLT Subtotal :</b>							1843.07
DOHERT / Paul Doherty	37785	4/15/2010	1	PAYT032510	003176	TOILET REB	98.00
<b>DOHERT Subtotal :</b>							98.00
DOMIN3 / Dominion Virginia Power	37786	4/15/2010	1	BLDGMAR10	003176	9995400000	1794.01
DOMIN3 / Dominion Virginia Power	37786	4/15/2010	1	PETERMAY10	003176	3827498456	126.71
DOMIN3 / Dominion Virginia Power	37786	4/15/2010	1	RT742APR10	003176	9534967501	119.98
DOMIN3 / Dominion Virginia Power	37786	4/15/2010	1	RT810APR10	003176	2396032506	200.15
DOMIN3 / Dominion Virginia Power	37786	4/15/2010	1	SANDMAY10	003176	9115297500	60.00
DOMIN3 / Dominion Virginia Power	37786	4/15/2010	1	TREMMAR10	003176	5925565003	246.18
DOMIN3 / Dominion Virginia Power	37786	4/15/2010	1	WHSEAPR10	003176	0005480009	397.41
<b>DOMIN3 Subtotal :</b>							2944.44
DRSREC / Drs. Record & Record Optometrists	37787	4/15/2010	1	CAFE041310	003176		148.00
<b>DRSREC Subtotal :</b>							148.00
ESRI / ESRI	37788	4/15/2010	1	PAYT041210	003176	J. LYNN	980.00
<b>ESRI Subtotal :</b>							980.00
FERGUS / Ferguson Enterprises, Inc.	37789	4/15/2010	1	1674925	003176	PO#7965	1158.00
FERGUS / Ferguson Enterprises, Inc.	37789	4/15/2010	1	1691118	003176		28.36
FERGUS / Ferguson Enterprises, Inc.	37789	4/15/2010	1	1691418	003176		66.58
FERGUS / Ferguson Enterprises, Inc.	37789	4/15/2010	1	1692334	003176		105.03
FERGUS / Ferguson Enterprises, Inc.	37789	4/15/2010	1	1692429	003176		53.84
<b>FERGUS Subtotal :</b>							1411.81
FIRSTM / First Med, Inc.	37790	4/15/2010	1	INV032310	003176		344.00
<b>FIRSTM Subtotal :</b>							344.00

Albemarle County Service Authority  
 Complete Check Register  
 Current File, 04/01/10 to 04/15/10  
 All Accounts, Sessions 000000 to 003182

Date:

Payment / Vendor

Information	Check	Ck Date	Prty	Invoice	Session	Reference	Amount
FISHER / Fisher Auto Parts, Inc.	37791	4/15/2010	1	MAR10	003176	ACCT 10280	153.77
<b>FISHER Subtotal :</b>							153.77
Employee	37792	4/15/2010	1	CAFE041310	003176	MED. REIMB	25.00
<b>Subtotal :</b>							25.00
GENUIN / Genuine Parts Company - Richmond	37793	4/15/2010	1	MAR10	003176	A-29600438	896.15
<b>GENUIN Subtotal :</b>							896.15
HDSUPP / HD Supply Waterworks, Ltd.	37794	4/15/2010	1	1176950	003176		338.19
<b>HDSUPP Subtotal :</b>							338.19
HOLZER / Kimberly Holzer	37795	4/15/2010	1	PAYT040510	003176	RAIN BARRE	30.00
<b>HOLZER Subtotal :</b>							30.00
HYDRAF / Hydraflo, Inc.	37796	4/15/2010	1	12561	003176	PO#8037	4758.60
HYDRAF / Hydraflo, Inc.	37796	4/15/2010	1	12568	003176		200.00
<b>HYDRAF Subtotal :</b>							4958.60
INTRAS / Intrastate Pest Control Co., Inc.	37797	4/15/2010	1	500920	003176		48.00
<b>INTRAS Subtotal :</b>							48.00
JAMES / James River Solutions	37798	4/15/2010	1	316132	003176		1114.08
JAMES / James River Solutions	37798	4/15/2010	1	316139	003176		874.67
JAMES / James River Solutions	37798	4/15/2010	1	316235	003176		561.81
JAMES / James River Solutions	37798	4/15/2010	1	316468	003176		434.16
<b>JAMES Subtotal :</b>							2984.72
JIFFY2 / Jiffy Lube #3347/29 Lube, Inc.	37799	4/15/2010	1	1519766	003176	A-76206	62.97
<b>JIFFY2 Subtotal :</b>							62.97
JJENTE / J.J. Enterprise Mailers	37800	4/15/2010	1	3214	003176	PO#8041	2685.00

Albemarle County Service Authority  
 Complete Check Register  
 Current File, 04/01/10 to 04/15/10  
 All Accounts, Sessions 000000 to 003182

Date:

Payment / Vendor

Information	Check	Ck Date	Prty	Invoice	Session	Reference	Amount
<b>JJENTE Subtotal :</b>							2685.00
Employee	37801	4/15/2010	1	CAFE040510	003176	MED. REIMB	469.90
<b>Subtotal :</b>							469.90
LOWES / Lowe's Companies, Inc.	37802	4/15/2010	1	MAR10	003176	9900033064	1140.45
<b>LOWES Subtotal :</b>							1140.45
LUCKST / Luck Stone Corporation	37803	4/15/2010	1	929976	003176		691.41
<b>LUCKST Subtotal :</b>							691.41
Employee	37804	4/15/2010	1	CAFE040610	003176	MED. REIMB	10.00
<b>Subtotal :</b>							10.00
MAILIN / Mailing Services of Virginia	37805	4/15/2010	1	1003211	003176		389.60
MAILIN / Mailing Services of Virginia	37805	4/15/2010	1	1003212	003176		406.00
<b>MAILIN Subtotal :</b>							795.60
MORRI8 / Joyce Morris	37806	4/15/2010	1	PAYT040710	003176	TOILET REB	100.00
<b>MORRI8 Subtotal :</b>							100.00
MUXWOR / Carol Muxworthy	37807	4/15/2010	1	PAYT040910	003176	RAIN BARRE	30.00
<b>MUXWOR Subtotal :</b>							30.00
Employee	37808	4/15/2010	1	CAFE040210	003176	MED. REIMB	54.98
<b>Subtotal :</b>							54.98
PACKNM / Pack 'N' Mail	37809	4/15/2010	1	MAR10	003176	ACCOUNT1	97.80
<b>PACKNM Subtotal :</b>							97.80
PIEDM3 / Piedmont Electronics&Communicatio	37810	4/15/2010	1	32917	003176		75.00
<b>PIEDM3 Subtotal :</b>							75.00
PIONEE / Pioneer Research Corporation	37811	4/15/2010	1	216869	003176		521.78
PIONEE / Pioneer Research Corporation	37811	4/15/2010	1	216871	003176		521.78

Albemarle County Service Authority  
 Complete Check Register  
 Current File, 04/01/10 to 04/15/10  
 All Accounts, Sessions 000000 to 003182

Date:

Payment / Vendor

Information	Check	Ck Date	Prity	Invoice	Session	Reference	Amount
<b>PIONEE Subtotal :</b>							1043.56
PITNE4 / Pitney Bowes Global Financial	37812	4/15/2010	1	MR10	003176	6710686	309.51
<b>PITNE4 Subtotal :</b>							309.51
PLPOWE / P & L Power Equipment	37813	4/15/2010	1	16187	003176		84.48
<b>PLPOWE Subtotal :</b>							84.48
REALP / Real Property, Inc.	37814	4/15/2010	1	PAYT040210	003176	TOILET REB	100.00
<b>REALP Subtotal :</b>							100.00
RIVAN1 / Rivanna Solid Waste Authority	37815	4/15/2010	1	MAR10	003176	ACCT. 70	977.62
<b>RIVAN1 Subtotal :</b>							977.62
RIVAN2 / Rivanna Water & Sewer Authority	37816	4/15/2010	1	07488	003176		1247.67
<b>RIVAN2 Subtotal :</b>							1247.67
RSC / RSC Equipment Rental	37817	4/15/2010	1	44034848-1	003176		3.37
<b>RSC Subtotal :</b>							3.37
Employee	37818	4/15/2010	1	CAFE040210	003176	MED. REIMB	82.94
<b>Subtotal :</b>							82.94
SENSUS / Sensus Metering Systems	37819	4/15/2010	1	ZA10015809	003176		145.00
<b>SENSUS Subtotal :</b>							145.00
SPECIA / Specialty Fasteners of Ch'ville	37820	4/15/2010	1	149079	003176		57.96
SPECIA / Specialty Fasteners of Ch'ville	37820	4/15/2010	1	149080	003176		144.93
SPECIA / Specialty Fasteners of Ch'ville	37820	4/15/2010	1	149081	003176		74.63
SPECIA / Specialty Fasteners of Ch'ville	37820	4/15/2010	1	149190	003176		3.32
<b>SPECIA Subtotal :</b>							280.84
SPRINT / CenturyLink	37821	4/15/2010	1	CROZET0410	003176	4348234346	37.44
SPRINT / CenturyLink	37821	4/15/2010	1	DSL0410	003176	4349773586	628.48

Albemarle County Service Authority  
 Complete Check Register  
 Current File, 04/01/10 to 04/15/10  
 All Accounts, Sessions 000000 to 003182

Date:

Payment / Vendor

Information	Check	Ck Date	Prity	Invoice	Session	Reference	Amount
SPRINT / CenturyLink	37821	4/15/2010	1	GEORG0410	003176	4349731782	42.73
SPRINT / CenturyLink	37821	4/15/2010	1	MAIN0410	003176	4349774511	765.78
SPRINT / CenturyLink	37821	4/15/2010	1	MILLC0410	003176	4342932554	44.16
SPRINT / CenturyLink	37821	4/15/2010	1	RHILL0410	003176	4342952557	46.37
<b>SPRINT Subtotal :</b>							1564.96
STACY / Christine A. Stacy	37822	4/15/2010	1	PAYT032510	003176	TOILET REB	100.00
<b>STACY Subtotal :</b>							100.00
STJOHN / St. John, Bowling, Lawrence &	37823	4/15/2010	1	10952	003176		5532.50
<b>STJOHN Subtotal :</b>							5532.50
STRITE / David Strite & Katherine Ludwig	37824	4/15/2010	1	PAYT032310	003176	RAIN BARRE	30.00
<b>STRITE Subtotal :</b>							30.00
SUNRIS / Sunrise Senior Living/	37825	4/15/2010	1	PAYT032510	003176	TOILET REB	600.00
<b>SUNRIS Subtotal :</b>							600.00
SUPPLY / The Supply Room Companies, Inc.	37826	4/15/2010	1	1376874-0	003176		4.56
SUPPLY / The Supply Room Companies, Inc.	37826	4/15/2010	1	1378492-0	003176		207.54
SUPPLY / The Supply Room Companies, Inc.	37826	4/15/2010	1	1382575-0	003176		9.20
<b>SUPPLY Subtotal :</b>							221.30
THACK3 / Mary Thacker	37827	4/15/2010	1	PAYT040110	003176	RAIN BARRE	30.00
<b>THACK3 Subtotal :</b>							30.00
TRACTO / Tractor Supply	37828	4/15/2010	1	MAR10	003176	ON ACCOUNT	1865.59
<b>TRACTO Subtotal :</b>							1865.59
UNIFIR / UniFirst Corporation	37829	4/15/2010	1	2020598498	003176		422.25
<b>UNIFIR Subtotal :</b>							422.25
USABLU / USABlueBook	37830	4/15/2010	1	118696	003176		358.62
<b>USABLU Subtotal :</b>							358.62
UVAFOU / University of Virginia Foundation	37831	4/15/2010	1	CAFE040510	003176	*V 04/14/10	15.00

Albemarle County Service Authority  
 Complete Check Register  
 Current File, 04/01/10 to 04/15/10  
 All Accounts, Sessions 000000 to 003182

Date:  
 Payment / Vendor  
 Information

Check	Ck Date	Prity	Invoice	Session	Reference	Amount
<b>UVAFOU Subtotal :</b>						0.00
VAELEC / Virginia Electronic Components, I	37832	4/15/2010	1	1245038-01	003176	9.80
<b>VAELEC Subtotal :</b>						9.80
VATRAC / Virginia Tractor	37833	4/15/2010	1	2039517	003176	55.50
<b>VATRAC Subtotal :</b>						55.50
VAUTIL / Virginia Utility Protection Servi	37834	4/15/2010	1	03100004	003176 SPO#7903	1005.00
<b>VAUTIL Subtotal :</b>						1005.00
VERIZO / Verizon Wireless	37835	4/15/2010	1	6404317965	003176 622280277	374.14
<b>VERIZO Subtotal :</b>						374.14
VOICEL / VoiceLink Communications	37836	4/15/2010	1	48063	003176	177.75
<b>VOICEL Subtotal :</b>						177.75
Employee	37837	4/15/2010	1	CAFE032910	003176 CHILD CARE	100.00
<b>Subtotal :</b>						100.00
WHITMA / Whitman, Requardt & Associates, L	37838	4/15/2010	1	17-46466-1	003176 7898&7953	103656.62
WHITMA / Whitman, Requardt & Associates, L	37838	4/15/2010	1	2-46480-3	003176 SPO#8022	13131.34
WHITMA / Whitman, Requardt & Associates, L	37838	4/15/2010	1	2-46480-4	003176 SPO#8021	9614.74
WHITMA / Whitman, Requardt & Associates, L	37838	4/15/2010	1	3-46480-2	003176 SPO#7995	5817.00
WHITMA / Whitman, Requardt & Associates, L	37838	4/15/2010	1	5-46480-1	003176 SPO#7944	5856.00
<b>WHITMA Subtotal :</b>						138075.70
UVAHE2 / University of Virginia	37839	4/15/2010	1	CAFE040510	003180	15.00
<b>UVAHE2 Subtotal :</b>						15.00
<b>Total For Check Account:</b>			201-200-084			193443.05
<b>Check Register Total :</b>						195371.39

Albemarle County Service Authority  
Complete Check Register  
Current File, 04/01/10 to 04/15/10  
All Accounts, Sessions 000000 to 003182

Date:

Payment / Vendor

<u>Information</u>	<u>Check</u>	<u>Ck Date</u>	<u>Prity</u>	<u>Invoice</u>	<u>Session</u>	<u>Reference</u>	<u>Amount</u>
RIVAN2/Rivanna Water & Sewer Authority		4/9/2010		Bulk Water & Sewer Transfer			1161081.62
				<b>Check Register &amp; Wire Total:</b>			<u>1356453.01</u>

Albemarle County Service Authority  
 Complete Check Register  
 Current File, 04/16/10 to 04/30/10  
 All Accounts, Sessions 000000 to 003193

Date:

Payment / Vendor

Information	Check	Ck Date	Prity	Invoice	Session	Reference	Amount
<b>Checking Account:</b>	100-100-018						
HENLEY / Thomas W. Henley, Jr.	37841	4/20/2010	M	PAYT042010	003182	TRAVEL ADV	430.88
<b>HENLEY Subtotal :</b>							430.88
RECKNA / Glen Recknagel	37843	4/20/2010	M	PAYT042010	003182	TRAVEL ADV	140.00
<b>RECKNA Subtotal :</b>							140.00
ESRI / ESRI	37844	4/20/2010	M	PAYT042010	003182	REGISTRATI	950.00
<b>ESRI Subtotal :</b>							950.00
<b>Total For Check Account:</b>				100-100-018			1520.88
<b>Checking Account:</b>	100-100-020						
ACAC / ACAC Fitness & Wellness	28253	4/30/2010	1	PAYT042710	003192	RESP117	344.00
<b>ACAC Subtotal :</b>							344.00
COUNT1 / County of Albemarle	28254	4/30/2010	1	DPRE043010	003192	DENTAL PRE	783.44
COUNT1 / County of Albemarle	28254	4/30/2010	1	HPRE043010	003192	HEALTH PRE	2053.76
<b>COUNT1 Subtotal :</b>							2837.20
HBESKI / Herbert L. Beskin, Trustee	28255	4/30/2010	1	PAYT042710		*V 04/28/10	1051.00
<b>HBESKI Subtotal :</b>							0.00
MINNES / Minnesota Life Insurance Company	28256	4/30/2010	1	PAYT042710		*V 04/28/10	107.26
<b>MINNES Subtotal :</b>							0.00
THELIN / The Lincoln National Life Insuran	28257	4/30/2010	1	LTST0510		*V 04/28/10	338.02
<b>THELIN Subtotal :</b>							0.00
TREAS4 / Treasurer of Virginia	28258	4/30/2010	1	PAYT042710		*V 04/28/10	327.32
<b>TREAS4 Subtotal :</b>							0.00

Albemarle County Service Authority  
 Complete Check Register  
 Current File, 04/16/10 to 04/30/10  
 All Accounts, Sessions 000000 to 003193

Date:

Payment / Vendor

Information	Check	Ck Date	Prity	Invoice	Session	Reference	Amount
HBESKI / Herbert L. Beskin, Trustee	28260	4/30/2010	1	PAYT042710	003192		1051.00
<b>HBESKI Subtotal :</b>							1051.00
MINNES / Minnesota Life Insurance Company	28261	4/30/2010	1	PAYT042710	003192	OPT. LIFE	107.26
<b>MINNES Subtotal :</b>							107.26
THELIN / The Lincoln National Life Insuran	28262	4/30/2010	1	LTST0510	003192	ALCSBL7396	338.02
<b>THELIN Subtotal :</b>							338.02
TREAS4 / Treasurer of Virginia	28263	4/30/2010	1	PAYT042710	003192		327.32
<b>TREAS4 Subtotal :</b>							327.32
<b>Total For Check Account:</b>				100-100-020			5004.80
<b>Checking Account:</b>	201-200-084						
/ ** ALIGNMENT **	37845	4/30/2010	S	ALIGNMENT		ALIGNMENT	0.00
<b>Subtotal :</b>							0.00
ADVAN1 / Advance Auto Parts	37846	4/30/2010	1	MARCH10	003193	ONACCOUNT	1107.84
<b>ADVAN1 Subtotal :</b>							1107.84
ADVANO / Advantage Office Systems	37847	4/30/2010	1	27342	003193		207.00
ADVANO / Advantage Office Systems	37847	4/30/2010	1	27452	003193		211.29
ADVANO / Advantage Office Systems	37847	4/30/2010	1	27500	003193		211.29
<b>ADVANO Subtotal :</b>							629.58
AMERIS / AmeriSci Richmond	37848	4/30/2010	1	110031656	003193		11.00
<b>AMERIS Subtotal :</b>							11.00
APPALA / Appalachian Power	37849	4/30/2010	1	RT7950310	003193	0229422570	32.94
APPALA / Appalachian Power	37849	4/30/2010	1	SCOTTSLDG	003193	0206600370	44.00
<b>APPALA Subtotal :</b>							76.94

Albemarle County Service Authority  
 Complete Check Register  
 Current File, 04/16/10 to 04/30/10  
 All Accounts, Sessions 000000 to 003193

Date:  
 Payment / Vendor  
 Information

Check	Ck Date	Prity	Invoice	Session	Reference	Amount
AQUA / Aqua Air Laboratories, Inc.	37850	4/30/2010	1	Z96628	003193	280.00
<b>AQUA Subtotal :</b>						280.00
ATT / AT & T	37851	4/30/2010	1	APRIL10	003193 4349774511	463.36
<b>ATT Subtotal :</b>						463.36
AUTOZO / AutoZone, Inc.	37852	4/30/2010	1	593	003193	31.46
<b>AUTOZO Subtotal :</b>						31.46
Employee	37853	4/30/2010	1	CAFE042710	003193 CHILD CARE	936.00
<b>Subtotal :</b>						936.00
BISHIR / Phillip Bishirjian	37854	4/30/2010	1	PAYTO42310	003193 RAIN BARRE	30.00
<b>BISHIR Subtotal :</b>						30.00
Employee	37855	4/30/2010	1	CAFE42310	003193 MED REIMB	15.00
<b>Subtotal :</b>						15.00
BREEDE / Lisa L. Breeden	37856	4/30/2010	1	EXPREP0410	003193 TRAVEL EXP	136.85
<b>BREEDE Subtotal :</b>						136.85
BREWCO / Brewco Pipe & Supply, Inc.	37857	4/30/2010	1	8702	003193	425.00
<b>BREWCO Subtotal :</b>						425.00
CHARL5 / Charlottesville Sanitary	37858	4/30/2010	1	D98144	003193	88.00
<b>CHARL5 Subtotal :</b>						88.00
CITY1 / City of Charlottesville	37859	4/30/2010	1	SHOP310	003193 A-1020814	198.15
<b>CITY1 Subtotal :</b>						198.15
CLEARC / Clear Communication &	37860	4/30/2010	1	83225	003193	208.89
<b>CLEARC Subtotal :</b>						208.89
CLERK1 / Clerk, Albemarle County	37861	4/30/2010	1	PAYTO41310	003193 EASEMENTS	181.00
CLERK1 / Clerk, Albemarle County	37861	4/30/2010	1	PAYTO42210	003193 EASEMENT	32.00

Albemarle County Service Authority  
 Complete Check Register  
 Current File, 04/16/10 to 04/30/10  
 All Accounts, Sessions 000000 to 003193

Date:

Payment / Vendor

Information	Check	Ck Date	Prity	Invoice	Session	Reference	Amount
						<b>CLERK1 Subtotal :</b>	213.00
CLERK1 / Debra M. Shipp, Clerk	37862	4/30/2010	1	REQ8057	003193	PO 8057	1200.00
						<b>CLERK1 Subtotal :</b>	1200.00
COBLE / Charles Coble	37863	4/30/2010	1	PAYTO42210	003193	TOILETREB	100.00
						<b>COBLE Subtotal :</b>	100.00
COLON / Colonial Auto Center	37864	4/30/2010	1	504391	003193	PO 8046	1432.10
						<b>COLON Subtotal :</b>	1432.10
COUNT1 / County of Albemarle	37865	4/30/2010	1	043010DPRE	003193	DENTAL PRE	1770.64
COUNT1 / County of Albemarle	37865	4/30/2010	1	043010HPRE	003193	HEALTH PRE	6528.36
COUNT1 / County of Albemarle	37865	4/30/2010	1	HOSP043010	003193	HOSPITALIZ	40128.16
						<b>COUNT1 Subtotal :</b>	48427.16
COUNT2 / County of Albemarle	37866	4/30/2010	1	2101032	003193	TRAINING	36.00
						<b>COUNT2 Subtotal :</b>	36.00
COUNT2 / County of Albemarle	37867	4/30/2010	1	PAYT042310	003193	EROSION	300.00
						<b>COUNT2 Subtotal :</b>	300.00
CUMMIN / Cummins Atlantic, Inc.	37868	4/30/2010	1	00877303	003193		268.34
CUMMIN / Cummins Atlantic, Inc.	37868	4/30/2010	1	00877304	003193		268.34
CUMMIN / Cummins Atlantic, Inc.	37868	4/30/2010	1	00877305	003193		268.34
						<b>CUMMIN Subtotal :</b>	805.02
DEWBBER / Dewberry & Davis, Inc.	37869	4/30/2010	1	696008	003193	SPO#7945	31325.00
						<b>DEWBBER Subtotal :</b>	31325.00
DOMIN3 / Dominion Virginia Power	37870	4/30/2010	1	AMBAPR10	003193	1450713233	160.58

Albemarle County Service Authority  
 Complete Check Register  
 Current File, 04/16/10 to 04/30/10  
 All Accounts, Sessions 000000 to 003193

Date:

Payment / Vendor

Information	Check	Ck Date	Prity	Invoice	Session	Reference	Amount
DOMIN3 / Dominion Virginia Power	37870	4/30/2010	1	BARRMAY10	003193	3816467504	1576.84
DOMIN3 / Dominion Virginia Power	37870	4/30/2010	1	FAULCAPR10	003193	9722152502	8.56
DOMIN3 / Dominion Virginia Power	37870	4/30/2010	1	GEORGMAR10	003193	9694377509	146.78
DOMIN3 / Dominion Virginia Power	37870	4/30/2010	1	LEGOMAY10	003193	0893976829	29.78
DOMIN3 / Dominion Virginia Power	37870	4/30/2010	1	OAKFAPR10	003193	3694115001	92.19
DOMIN3 / Dominion Virginia Power	37870	4/30/2010	1	OLDFMAY10	003193	9634630009	142.95
DOMIN3 / Dominion Virginia Power	37870	4/30/2010	1	ROLLMAR10	003193	2624300006	15.14
DOMIN3 / Dominion Virginia Power	37870	4/30/2010	1	ROOKAPR10	003193	5666293393	6.83
DOMIN3 / Dominion Virginia Power	37870	4/30/2010	1	RT250APR10	003193	0771930005	102.38
DOMIN3 / Dominion Virginia Power	37870	4/30/2010	1	RT742MAY10	003193	9534967501	89.20
DOMIN3 / Dominion Virginia Power	37870	4/30/2010	1	SUMMIMAY10	003193	4823452430	24.44
DOMIN3 / Dominion Virginia Power	37870	4/30/2010	1	WINTEAPR10	003193	0945818763	25.16
DOMIN3 / Dominion Virginia Power	37870	4/30/2010	1	WOODMAR10	003193	0093014934	75.73
<b>DOMIN3 Subtotal :</b>							2496.56
DRAPER / Draper Aden Associates	37871	4/30/2010	1	2010030219	003193	SPO#8059	4378.35
DRAPER / Draper Aden Associates	37871	4/30/2010	1	2010030227	003193	SPO#8040	7500.00
<b>DRAPER Subtotal :</b>							11878.35
ENVELO / Envelopes Only, Inc.	37872	4/30/2010	1	0110639	003193	PO#8043	160.00
ENVELO / Envelopes Only, Inc.	37872	4/30/2010	1	0110641	003193	PO#8043	1870.00
ENVELO / Envelopes Only, Inc.	37872	4/30/2010	1	0110642	003193	PO#8043	1760.00
ENVELO / Envelopes Only, Inc.	37872	4/30/2010	1	0110643	003193		234.00
ENVELO / Envelopes Only, Inc.	37872	4/30/2010	1	011640	003193	PO#8043	300.00
<b>ENVELO Subtotal :</b>							4324.00
FERGUS / Ferguson Enterprises, Inc.	37873	4/30/2010	1	1694693	003193		42.46
<b>FERGUS Subtotal :</b>							42.46

Albemarle County Service Authority  
 Complete Check Register  
 Current File, 04/16/10 to 04/30/10  
 All Accounts, Sessions 000000 to 003193

Date:

Payment / Vendor

Information	Check	Ck Date	Prity	Invoice	Session	Reference	Amount
Employee	37874	4/30/2010	1	CAFE042610	003193	MED. REIMB	34.46
						<b>Subtotal :</b>	34.46
GAGEIT / Gage-IT, Inc.	37875	4/30/2010	1	C48450	003193		100.36
						<b>GAGEIT Subtotal :</b>	100.36
GUARDA / Guardian Auto Glass	37876	4/30/2010	1	5645075207	003193		380.00
						<b>GUARDA Subtotal :</b>	380.00
HDSUPP / HD Supply Waterworks, Ltd.	37877	4/30/2010	1	1211131	003193	PO#8045	15788.94
HDSUPP / HD Supply Waterworks, Ltd.	37877	4/30/2010	1	1218056	003193	PO#8045	800.00
HDSUPP / HD Supply Waterworks, Ltd.	37877	4/30/2010	1	1247831	003193		9.26
						<b>HDSUPP Subtotal :</b>	16598.20
HERBER / Robert Herbert	37878	4/30/2010	1	PAYT041210	003193	TOILET REB	300.00
						<b>HERBER Subtotal :</b>	300.00
HERND1 / Wilford N. Herndon, Jr.	37879	4/30/2010	1	REQ8058	003193	EASEMENT	14720.00
						<b>HERND1 Subtotal :</b>	14720.00
INFOLI / Kroll Background America, Inc.	37880	4/30/2010	1	558983	003193		237.20
						<b>INFOLI Subtotal :</b>	237.20
JAMES / James River Solutions	37881	4/30/2010	1	316883	003193		2173.19
JAMES / James River Solutions	37881	4/30/2010	1	317051	003193		325.11
JAMES / James River Solutions	37881	4/30/2010	1	317063	003193		484.06
JAMES / James River Solutions	37881	4/30/2010	1	317290	003193		955.69
JAMES / James River Solutions	37881	4/30/2010	1	317334	003193		387.19
JAMES / James River Solutions	37881	4/30/2010	1	317524	003193		639.19
						<b>JAMES Subtotal :</b>	4964.43

Albemarle County Service Authority  
 Complete Check Register  
 Current File, 04/16/10 to 04/30/10  
 All Accounts, Sessions 000000 to 003193

Date:

Payment / Vendor

Information	Check	Ck Date	Prity	Invoice	Session	Reference	Amount
JANZAN / Ja-Zan Limited Partnership	37882	4/30/2010	1	REQ8060	003193	EASEMENT	114300.00
<b>JANZAN Subtotal :</b>							114300.00
KENDRI / Dwayne Kendrick	37883	4/30/2010	1	PAYT041910	003193	*V 04/30/10	60.00
<b>KENDRI Subtotal :</b>							0.00
KENNE1 / Sharon Kennedy	37884	4/30/2010	1	PAYT042310	003193	RAIN BARRE	60.00
<b>KENNE1 Subtotal :</b>							60.00
KHURGE / Moshe Khurgel	37885	4/30/2010	1	PAYT041910	003193	RAIN BARRE	60.00
<b>KHURGE Subtotal :</b>							60.00
LAWSO2 / Joseph Lawson	37886	4/30/2010	1	PAYT042010	003193	TOILET REB	100.00
<b>LAWSO2 Subtotal :</b>							100.00
LUCKST / Luck Stone Corporation	37887	4/30/2010	1	932409	003193		219.65
LUCKST / Luck Stone Corporation	37887	4/30/2010	1	932488	003193		108.30
<b>LUCKST Subtotal :</b>							327.95
Employee	37888	4/30/2010	1	CAFE041910	003193	MED. REIMB	33.00
<b>Subtotal :</b>							33.00
LYNNMI / Michael R. Lynn	37889	4/30/2010	1	EXPREP0410	003193	TRAVEL EXP	309.80
<b>LYNNMI Subtotal :</b>							309.80
MAILIN / Mailing Services of Virginia	37890	4/30/2010	1	1004050	003193		299.20
MAILIN / Mailing Services of Virginia	37890	4/30/2010	1	1004066	003193		312.60
MAILIN / Mailing Services of Virginia	37890	4/30/2010	1	1004102	003193		336.90
<b>MAILIN Subtotal :</b>							948.70
MARTI3 / Martin Marietta Materials	37891	4/30/2010	1	8452796	003193		149.43
MARTI3 / Martin Marietta Materials	37891	4/30/2010	1	8452798	003193		480.65
MARTI3 / Martin Marietta Materials	37891	4/30/2010	1	8467781	003193		438.26
<b>MARTI3 Subtotal :</b>							1068.34

Albemarle County Service Authority  
 Complete Check Register  
 Current File, 04/16/10 to 04/30/10  
 All Accounts, Sessions 000000 to 003193

Date:

Payment / Vendor

Information	Check	Ck Date	Prity	Invoice	Session	Reference	Amount
MICHAE / Michael Baker, Jr. Inc.	37892	4/30/2010	1	783343	003193	SPO#8056	6800.00
MICHAE / Michael Baker, Jr. Inc.	37892	4/30/2010	1	783343-2	003193	SPO#7895	936.00
MICHAE / Michael Baker, Jr. Inc.	37892	4/30/2010	1	783353	003193	SPO#8010	2831.40
<b>MICHAE Subtotal :</b>							10567.40
MILLER / Miller's Office Products	37893	4/30/2010	1	294169	003193		395.00
MILLER / Miller's Office Products	37893	4/30/2010	1	295167	003193		26.00
MILLER / Miller's Office Products	37893	4/30/2010	1	295372	003193		225.44
MILLER / Miller's Office Products	37893	4/30/2010	1	298161	003193		73.57
MILLER / Miller's Office Products	37893	4/30/2010	1	301035	003193		29.47
MILLER / Miller's Office Products	37893	4/30/2010	1	301449	003193		73.09
<b>MILLER Subtotal :</b>							822.57
MINNES / Minnesota Life Insurance Company	37894	4/30/2010	1	LIFE043010	003193	OPT. LIFE	221.54
<b>MINNES Subtotal :</b>							221.54
MINTPR / Mint Printing & Supply, Inc.	37895	4/30/2010	1	388313	003193		20.96
MINTPR / Mint Printing & Supply, Inc.	37895	4/30/2010	1	388321	003193		30.86
<b>MINTPR Subtotal :</b>							51.82
Employee	37896	4/30/2010	1	CAFE042010	003193	MED. REIMB	15.37
<b>Subtotal :</b>							15.37
OBRIE1 / O'Brien & Gere Engineers, Inc.	37897	4/30/2010	1	1112583	003193	SPO#8062	25170.65
OBRIE1 / O'Brien & Gere Engineers, Inc.	37897	4/30/2010	1	1112852	003193	SPO#8026	871.40
OBRIE1 / O'Brien & Gere Engineers, Inc.	37897	4/30/2010	1	1112853	003193	SPO#7939	7392.50
OBRIE1 / O'Brien & Gere Engineers, Inc.	37897	4/30/2010	1	1112857	003193	SPO#7896	8645.36
<b>OBRIE1 Subtotal :</b>							42079.91

Albemarle County Service Authority  
 Complete Check Register  
 Current File, 04/16/10 to 04/30/10  
 All Accounts, Sessions 000000 to 003193

Date:

Payment / Vendor

Information	Check	Ck Date	Prty	Invoice	Session	Reference	Amount
OFFICC / Office Cleaning Services, Inc.	37898	4/30/2010	1	3706	003193	SPO#7881	3350.00
<b>OFFICC Subtotal :</b>							3350.00
OFFICE / Office Depot Credit Plan	37899	4/30/2010	1	APR10	003193	ON ACCOUNT	145.98
<b>OFFICE Subtotal :</b>							145.98
PAULET / W. F. Paulett & Son, Inc.	37900	4/30/2010	1	79451/1	003193		11.64
<b>PAULET Subtotal :</b>							11.64
RAPPAH / Rappahannock Electric Cooperative	37901	4/30/2010	1	BRIAR0310	003193	7397720000	65.84
RAPPAH / Rappahannock Electric Cooperative	37901	4/30/2010	1	NRIVAN0310	003193	6397720000	116.47
<b>RAPPAH Subtotal :</b>							182.31
RHDONN / Dex One	37902	4/30/2010	1	APRIL10	003193	300118889	52.28
<b>RHDONN Subtotal :</b>							52.28
ROACH / William H. Roach	37903	4/30/2010	1	PAYT041910	003193	*V 04/30/10	60.00
<b>ROACH Subtotal :</b>							0.00
Employee	37904	4/30/2010	1	CAFE042710	003193	MED. REIMB	52.38
<b>Subtotal :</b>							52.38
SAFET1 / Safety Consultants of Virginia, I	37905	4/30/2010	1	2504	003193		190.00
<b>SAFET1 Subtotal :</b>							190.00
SAFEWA / Safeware, Inc.	37906	4/30/2010	1	3180043	003193		60.63
SAFEWA / Safeware, Inc.	37906	4/30/2010	1	3180092	003193		26.39
<b>SAFEWA Subtotal :</b>							87.02
SCHWAR / Herman Schwartz	37907	4/30/2010	1	PAYT042310	003193	RAIN BARRE	60.00
<b>SCHWAR Subtotal :</b>							60.00
SENSUS / Sensus Metering Systems	37908	4/30/2010	1	ZA11000678	003193		152.25
<b>SENSUS Subtotal :</b>							152.25

Albemarle County Service Authority  
 Complete Check Register  
 Current File, 04/16/10 to 04/30/10  
 All Accounts, Sessions 000000 to 003193

Date:

Payment / Vendor

Information	Check	Ck Date	Prity	Invoice	Session	Reference	Amount
SPECIA / Specialty Fasteners of Ch'ville	37909	4/30/2010	1	143595	003193		1.56
SPECIA / Specialty Fasteners of Ch'ville	37909	4/30/2010	1	148315	003193		136.98
SPECIA / Specialty Fasteners of Ch'ville	37909	4/30/2010	1	149479	003193		6.96
SPECIA / Specialty Fasteners of Ch'ville	37909	4/30/2010	1	149540	003193		50.76
SPECIA / Specialty Fasteners of Ch'ville	37909	4/30/2010	1	149631	003193		137.98
SPECIA / Specialty Fasteners of Ch'ville	37909	4/30/2010	1	149663	003193		32.53
SPECIA / Specialty Fasteners of Ch'ville	37909	4/30/2010	1	149716	003193		442.53
<b>SPECIA Subtotal :</b>							809.30
SPRINT / CenturyLink	37910	4/30/2010	1	CHILL0410	003193	4340100113	78.00
SPRINT / CenturyLink	37910	4/30/2010	1	EDNAM0410	003193	4340100312	117.00
SPRINT / CenturyLink	37910	4/30/2010	1	MOS0510	003193	4342959260	45.01
SPRINT / CenturyLink	37910	4/30/2010	1	OLDF0410	003193	4349717184	50.70
SPRINT / CenturyLink	37910	4/30/2010	1	SAND0510	003193	4349791184	40.99
<b>SPRINT Subtotal :</b>							331.70
STANDA / Standard Register Company	37911	4/30/2010	1	5424909	003193		160.58
<b>STANDA Subtotal :</b>							160.58
SUPPLY / The Supply Room Companies, Inc.	37912	4/30/2010	1	1382784-0	003193		323.10
SUPPLY / The Supply Room Companies, Inc.	37912	4/30/2010	1	1384682-0	003193		76.40
<b>SUPPLY Subtotal :</b>							399.50
THELIN / The Lincoln National Life Insuran	37913	4/30/2010	1	STLT0510	003193	ALCSBL7396	270.36
<b>THELIN Subtotal :</b>							270.36
THOMA6 / P. Jason Thomas	37914	4/30/2010	1	PAYT041910	003193	*V 04/30/10	60.00
<b>THOMA6 Subtotal :</b>							0.00
TOWNS1 / John W. Townsend	37915	4/30/2010	1	REQ8048	003193	EASEMENT	15620.00
<b>TOWNS1 Subtotal :</b>							15620.00
TRACTO / Tractor Supply	37916	4/30/2010	1	APR10	003193	ON ACCOUNT	179.46

Albemarle County Service Authority  
 Complete Check Register  
 Current File, 04/16/10 to 04/30/10  
 All Accounts, Sessions 000000 to 003193

Date:

Payment / Vendor

Information	Check	Ck Date	Prity	Invoice	Session	Reference	Amount
<b>TRACTO Subtotal :</b>							179.46
TREAS3 / Treasurer of Virginia - VRS	37917	4/30/2010	1	LIFE0410	003193	LIFE INS.	1888.00
TREAS3 / Treasurer of Virginia - VRS	37917	4/30/2010	1	RETIRE0410	003193	RETIREMENT	31952.64
<b>TREAS3 Subtotal :</b>							33840.64
TYBURS / Robert Tyburski	37918	4/30/2010	1	REQ8054	003193	EASEMENT	8300.00
<b>TYBURS Subtotal :</b>							8300.00
UNDERW / Calvin Underwood	37919	4/30/2010	1	PAYT041910	003193	*V 04/30/10	100.00
<b>UNDERW Subtotal :</b>							0.00
UNIFIR / UniFirst Corporation	37920	4/30/2010	1	2020600062	003193		464.42
UNIFIR / UniFirst Corporation	37920	4/30/2010	1	2020600852	003193		437.90
<b>UNIFIR Subtotal :</b>							902.32
USABLU / USABlueBook	37921	4/30/2010	1	123050	003193	PO#8029	3623.91
<b>USABLU Subtotal :</b>							3623.91
USPOST / U. S. Postmaster	37922	4/30/2010	1	PAYT040910	003193	PERMIT 205	9000.00
<b>USPOST Subtotal :</b>							9000.00
USPS / U.S. Postal Service	37923	4/30/2010	1	PAYT040910	003193	A-38311585	1000.00
<b>USPS Subtotal :</b>							1000.00
VATRAN / Treasurer of Virginia	37924	4/30/2010	1	PAYT042310	003193	PERMIT	320.00
<b>VATRAN Subtotal :</b>							320.00
VAWSAU / Virginia Water & Waste Authoritie	37925	4/30/2010	1	DUES2010	003193		800.00
<b>VAWSAU Subtotal :</b>							800.00
VDHWAT / VDH - Waterworks Technical	37926	4/30/2010	1	INSTAL0510	003193	PO#7892	8543.37
<b>VDHWAT Subtotal :</b>							8543.37
VOICEL / Voicelink Communications	37927	4/30/2010	1	48389	003193		176.50

Albemarle County Service Authority  
 Complete Check Register  
 Current File, 04/16/10 to 04/30/10  
 All Accounts, Sessions 000000 to 003193

Date:  
 Payment / Vendor  
 Information

Check	Ck Date	Prity	Invoice	Session	Reference	Amount
<b>VOICEL Subtotal :</b>						176.50
WALKE2 / Jacob Walker	37928	4/30/2010	1	PAYT041910	003193 *V 04/30/10	60.00
<b>WALKE2 Subtotal :</b>						0.00
Employee	37929	4/30/2010	1	CAFE042710	003193 CHILD CARE	100.00
<b>Subtotal :</b>						100.00
WILLIA / S. L. Williamson Company, Inc.	37930	4/30/2010	1	00043526	003193	94.88
WILLIA / S. L. Williamson Company, Inc.	37930	4/30/2010	1	00043572	003193	87.40
<b>WILLIA Subtotal :</b>						182.28
WOOD / Jonathan Wood	37931	4/30/2010	1	PAYT041910	003193 *V 04/30/10	60.00
<b>WOOD Subtotal :</b>						0.00
<b>Total For Check Account:</b>			201-200-084			404362.55
<b>Check Register Total :</b>						410888.23